

CS-501
TOC NOTES

Automata – What is it?

The term "Automata" is derived from the Greek word "αὐτόματα" which means "selfacting". An automaton (Automata in plural) is an abstract self-propelled computing device which follows a predetermined sequence of operations automatically.

An automaton with a finite number of states is called a **Finite Automaton** (FA) or **Finite State Machine** (FSM).

Formal definition of a Finite Automaton

An automaton can be represented by a 5-tuple $(Q, \Sigma, \delta, q_0, F)$, where:

- **Q** is a finite set of states.
- **Σ** is a finite set of symbols, called the **alphabet** of the automaton.
- **δ** is the transition function.
- **q_0** is the initial state from where any input is processed ($q_0 \in Q$).
- **F** is a set of final state/states of Q ($F \subseteq Q$).

Related Terminologies

Alphabet

- **Definition:** An **alphabet** is any finite set of symbols.
- **Example:** $\Sigma = \{a, b, c, d\}$ is an **alphabet set** where 'a', 'b', 'c', and 'd' are **symbols**.

String

- **Definition:** A **string** is a finite sequence of symbols taken from Σ .
- **Example:** 'cabcad' is a valid string on the alphabet set $\Sigma = \{a, b, c, d\}$

Length of a String

- **Definition :** It is the number of symbols present in a string. (Denoted by $|S|$).

- **Examples:**

- If $S = \text{'cabcad'}$, $|S| = 6$
- If $|S| = 0$, it is called an **empty string** (Denoted by λ or ϵ)

Kleene Star

- **Definition:** The Kleene star, Σ^* , is a unary operator on a set of symbols or strings, Σ , that gives the infinite set of all possible strings of all possible lengths over Σ including λ .
- **Representation:** $\Sigma^* = \Sigma_0 \cup \Sigma_1 \cup \Sigma_2 \cup \dots$ where Σ_p is the set of all possible strings of length p .
- **Example:** If $\Sigma = \{a, b\}$, $\Sigma^* = \{\lambda, a, b, aa, ab, ba, bb, \dots\}$

Kleene Closure / Plus

- **Definition:** The set Σ^+ is the infinite set of all possible strings of all possible lengths over Σ excluding λ .
- **Representation:** $\Sigma^+ = \Sigma_1 \cup \Sigma_2 \cup \Sigma_3 \cup \dots$
 $\Sigma^+ = \Sigma^* - \{\lambda\}$
- **Example:** If $\Sigma = \{a, b\}$, $\Sigma^+ = \{a, b, aa, ab, ba, bb, \dots\}$

Language

- **Definition :** A language is a subset of Σ^* for some alphabet Σ . It can be finite or infinite.
- **Example :** If the language takes all possible strings of length 2 over $\Sigma = \{a, b\}$, then $L = \{ab, bb, ba, bb\}$

Finite Automaton can be classified into two types:

- Deterministic Finite Automaton (DFA)
- Non-deterministic Finite Automaton (NFA / NFA)

Deterministic Finite Automaton (DFA)

In DFA, for each input symbol, one can determine the state to which the machine will move. Hence, it is called **Deterministic Automaton**. As it has a finite number of states,

the machine is called **Deterministic Finite Machine** or **Deterministic Finite Automaton**.

Formal Definition of a DFA

A DFA can be represented by a 5-tuple $(Q, \Sigma, \delta, q_0, F)$ where:

- Q is a finite set of states.
- Σ is a finite set of symbols called the alphabet.
- δ is the transition function where $\delta: Q \times \Sigma \rightarrow Q$
- q_0 is the initial state from where any input is processed ($q_0 \in Q$).
- F is a set of final state/states of Q ($F \subseteq Q$).

Graphical Representation of a DFA

A DFA is represented by digraphs called **state diagram**.

- The vertices represent the states.
- The arcs labeled with an input alphabet show the transitions.
- The initial state is denoted by an empty single incoming arc.
- The final state is indicated by double circles.

Example

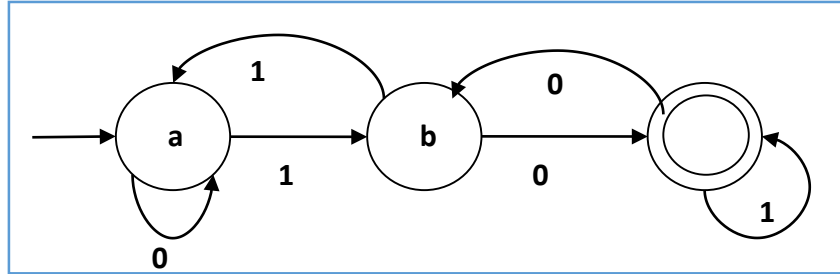
Let a deterministic finite automaton be \square

- $Q = \{a, b, c\}$,
- $\Sigma = \{0, 1\}$,
- $q_0 = \{a\}$,
- $F = \{c\}$, and

Transition function δ as shown by the following table:

Present State	Next State for Input 0	Next State for Input 1
a	a	b
b	c	a
c	b	c

Its graphical representation would be as follows:



DFA – Graphical Representation

In NDFA, for a particular input symbol, the machine can move to any combination of the states in the machine. In other words, the exact state to which the machine moves cannot be determined. Hence, it is called **Non-deterministic Automaton**. As it has finite number of states, the machine is called **Non-deterministic Finite Machine** or **Nondeterministic Finite Automaton**.

Formal Definition of an NDFA

An NDFA can be represented by a 5-tuple $(Q, \Sigma, \delta, q_0, F)$ where:

- Q is a finite set of states.
- Σ is a finite set of symbols called the alphabets.
- δ is the transition function where $\delta: Q \times \Sigma \rightarrow 2^Q$
(Here the power set of Q (2^Q) has been taken because in case of NDFA, from a state, transition can occur to any combination of Q states)
- q_0 is the initial state from where any input is processed ($q_0 \in Q$).
- F is a set of final state/states of Q ($F \subseteq Q$).

Graphical Representation of an NDFA: (same as DFA)

An NDFA is represented by digraphs called state diagram.

- The vertices represent the states.
- The arcs labeled with an input alphabet show the transitions.
- The initial state is denoted by an empty single incoming arc.
- The final state is indicated by double circles.

Example

Let a non-deterministic finite automaton be \square

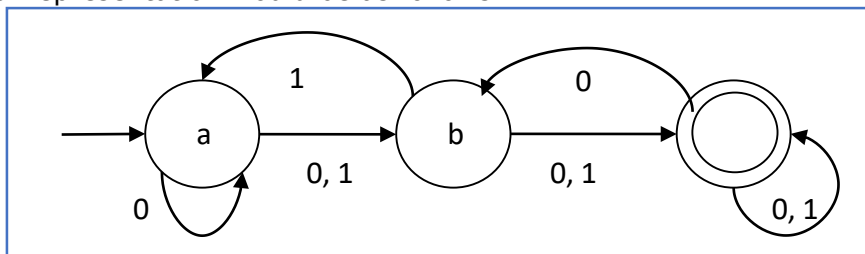
- $Q = \{a, b, c\}$
- $\Sigma = \{0, 1\}$

- $q_0 = \{a\}$
- $F = \{c\}$

The transition function Δ as shown below:

Present State	Next State for Input 0	Next State for Input 1
a	a, b	b
b	c	a, c
c	b, c	c

Its graphical representation would be as follows:



NFA – Graphical Representation

DFA vs NFA

The following table lists the differences between DFA and NFA.

DFA	NFA
The transition from a state is to a single particular next state for each input symbol. Hence it is called <i>deterministic</i> .	The transition from a state can be to multiple next states for each input symbol. Hence it is called <i>non-deterministic</i> .
Empty string transitions are not seen in DFA.	NFA permits empty string transitions.
Backtracking is allowed in DFA	In NFA, backtracking is not always possible.
Requires more space.	Requires less space.

A string is accepted by a DFA, if it transits to a final state.	A string is accepted by a NFA, if at least one of all possible transitions ends in a final state.
---	---

Acceptors, Classifiers, and Transducers

Acceptor (Recognizer)

An automaton that computes a Boolean function is called an **acceptor**. All the states of an acceptor is either accepting or rejecting the inputs given to it.

Classifier

A **classifier** has more than two final states and it gives a single output when it terminates.

Transducer

An automaton that produces outputs based on current input and/or previous state is called a **transducer**. Transducers can be of two types:

- **Mealy Machine** The output depends both on the current state and the current input.
- **Moore Machine** The output depends only on the current state.

Acceptability by DFA and NFA

A string is accepted by a DFA/NFA iff the DFA/NFA starting at the initial state ends in an accepting state (any of the final states) after reading the string wholly.

A string S is accepted by a DFA/NFA $(Q, \Sigma, \delta, q_0, F)$, iff $\delta^*(q_0,$

$S) \in F$

The language L accepted by DFA/NFA is

$\{S \mid S \in \Sigma^* \text{ and } \delta^*(q_0, S) \in F\}$

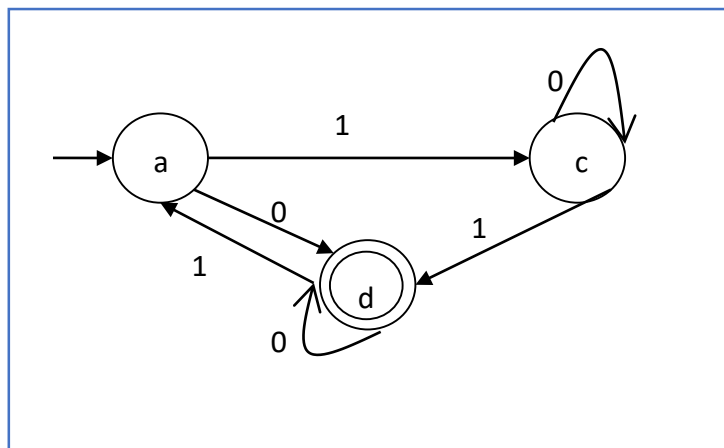
A string S' is not accepted by a DFA/NFA $(Q, \Sigma, \delta, q_0, F)$, iff $\delta^*(q_0,$

$S') \notin F$

The language L' not accepted by DFA/NFA (Complement of accepted language L) is **$\{S \mid S \in \Sigma^* \text{ and } \delta^*(q_0, S) \notin F\}$**

Example

Let us consider the DFA shown in Figure 1.3. From the DFA, the acceptable strings can be derived.



Acceptability of strings by DFA

Strings accepted by the above DFA: $\{0, 00, 11, 010, 101, \dots\}$

Strings not accepted by the above DFA: $\{1, 011, 111, \dots\}$

4. NFA to DFA Conversion

Problem Statement

Let $X = (Q_x, \Sigma, \delta_x, q_0, F_x)$ be an NFA which accepts the language $L(X)$. We have to design an equivalent DFA $Y = (Q_y, \Sigma, \delta_y, q_0, F_y)$ such that $L(Y) = L(X)$. The following procedure converts the NFA to its equivalent DFA:

Algorithm

Input: An NFA

Output: An equivalent DFA

Step 1 Create state table from the given NFA.

Step 2 Create a blank state table under possible input alphabets for the equivalent DFA.

Step 3 Mark the start state of the DFA by q_0 (Same as the NFA).

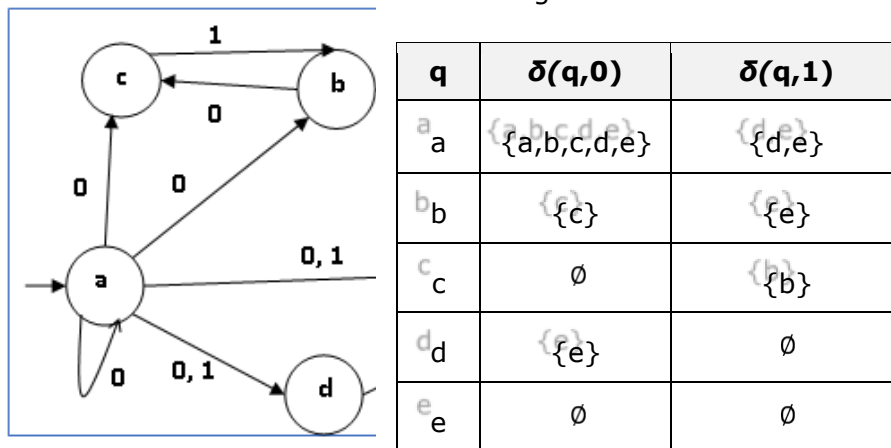
Step 4 Find out the combination of States $\{Q_0, Q_1, \dots, Q_n\}$ for each possible input alphabet.

Step 5 Each time we generate a new DFA state under the input alphabet columns, we have to apply step 4 again, otherwise go to step 6.

Step 6 The states which contain any of the final states of the NFA are the final states of the equivalent DFA.

Example

Let us consider the NFA shown in the figure below.



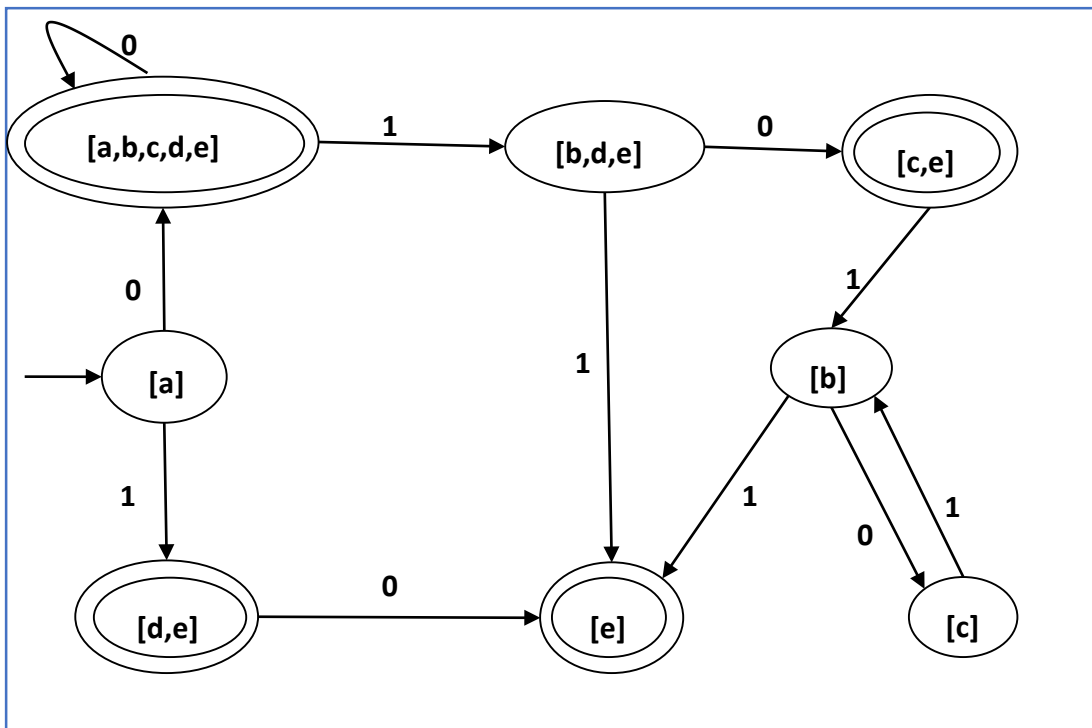
Using the above algorithm, we find its equivalent DFA. The state table of the DFA is shown in below.

q	$\delta(q,0)$	$\delta(q,1)$
[a]	[a,b,c,d,e]	[d,e]

[a,b,c,d,e]	[a,b,c,d,e]	[b,d,e]
[d,e]	[e]	\emptyset
[b,d,e]	[c,e]	[e]
[e]	\emptyset	\emptyset
[c,e]	\emptyset	[b]
[b]	[c]	[e]
[c]	\emptyset	[b]

State table of DFA equivalent to NFA

The state diagram of the DFA is as follows:



State diagram of DFA

DFA Minimization using Myhill-Nerode Theorem

Algorithm

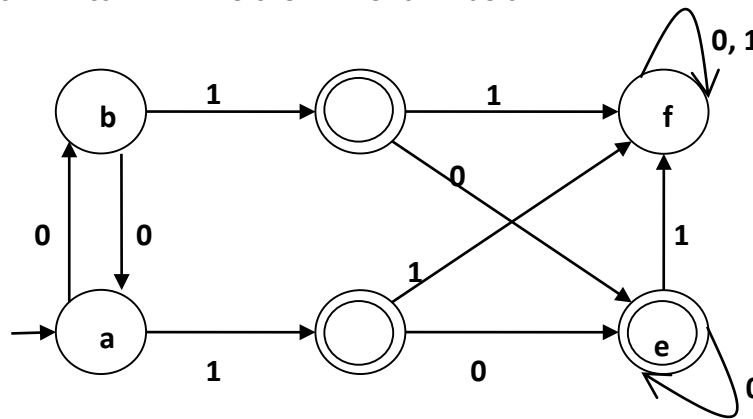
Input DFA

5. DFA Minimization

- Output** Minimized DFA
- Step 1** Draw a table for all pairs of states (Q_i, Q_j) not necessarily connected directly [All are unmarked initially]
- Step 2** Consider every state pair (Q_i, Q_j) in the DFA where $Q_i \in F$ and $Q_j \notin F$ or vice versa and mark them. [Here F is the set of final states]
- Step 3** Repeat this step until we cannot mark anymore states:
If there is an unmarked pair (Q_i, Q_j) , mark it if the pair $\{\delta(Q_i, A), \delta(Q_j, A)\}$ is marked for some input alphabet.
- Step 4** Combine all the unmarked pair (Q_i, Q_j) and make them a single state in the reduced DFA.

Example

Let us use Algorithm 2 to minimize the DFA shown below.



State Diagram of DFA

Step 1 : We draw a table for all pair of states.

	a	b	c	d	e	f
a						
b						
c						
d						
e						
f						

Step 2 : We mark the state pairs:

	a	b	c	d	e	f
a						
b						
c	✓	✓				
d	✓	✓				
e	✓	✓				
f			✓	✓	✓	

Step 3 : We will try to mark the state pairs, with green colored check mark, transitively. If we input 1 to state 'a' and 'f', it will go to state 'c' and 'f' respectively. (c, f) is already marked, hence we will mark pair (a, f). Now, we input 1 to state 'b' and 'f'; it will go to state 'd' and 'f' respectively. (d, f) is already marked, hence we will mark pair (b, f).

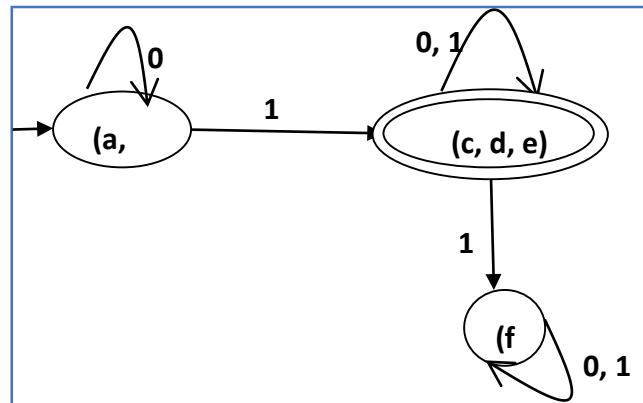
	a	b	c	d	e	f
a						
b						
c	✓	✓				
d	✓	✓				
e	✓	✓				
f	✓	✓	✓	✓	✓	

After step 3, we have got state combinations {a, b} {c, d} {c, e} {d, e} that are unmarked.

We can recombine {c, d} {c, e} {d, e} into {c, d, e}

Hence we got two combined states as: {a, b} and {c, d, e}

So the final minimized DFA will contain three states $\{f\}$, $\{a, b\}$ and $\{c, d, e\}$



State diagram of reduced DFA

DFA Minimization using Equivalence Theorem

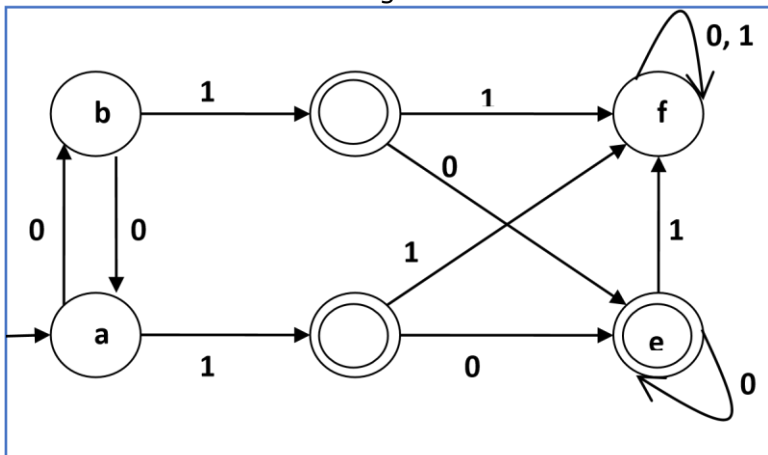
If X and Y are two states in a DFA, we can combine these two states into $\{X, Y\}$ if they are not distinguishable. Two states are distinguishable, if there is at least one string S , such that one of $\delta(X, S)$ and $\delta(Y, S)$ is accepting and another is not accepting. Hence, a DFA is minimal if and only if all the states are distinguishable.

Algorithm 3

- Step 1:** All the states Q are divided in two partitions: **final states** and **non-final states** and are denoted by P_0 . All the states in a partition are 0^{th} equivalent. Take a counter k and initialize it with 0.
- Step 2:** Increment k by 1. For each partition in P_k , divide the states in P_k into two partitions if they are k -distinguishable. Two states within this partition X and Y are k -distinguishable if there is an input S such that $\delta(X, S)$ and $\delta(Y, S)$ are $(k-1)$ -distinguishable.
- Step 3:** If $P_k \neq P_{k-1}$, repeat Step 2, otherwise go to Step 4.
- Step 4:** Combine k^{th} equivalent sets and make them the new states of the reduced DFA.

Example

Let us consider the following DFA:



q	$\delta(q,0)$	$\delta(q,1)$
a	b	c
b	a	d
c	e	f
d	e	f
e	e	f
f	f	f

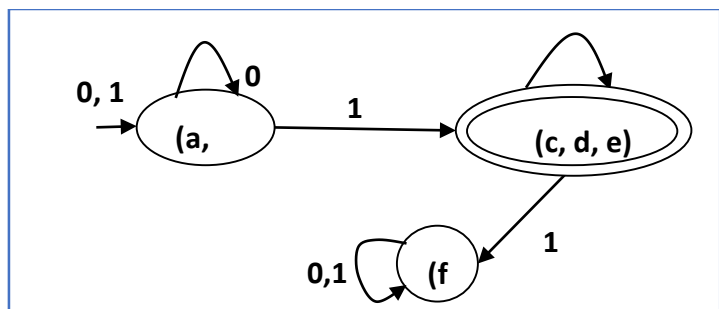
Let us apply the above algorithm to the above DFA:

- $P_0 = \{(c,d,e), (a,b,f)\}$
- $P_1 = \{(c,d,e), (a,b),(f)\}$
- $P_2 = \{(c,d,e), (a,b),(f)\}$

Hence, $P_1 = P_2$.

There are three states in the reduced DFA. The reduced DFA is as follows:

Q	$\delta(q,0)$	$\delta(q,1)$
(a, b)	(a, b)	(c,d,e)
(c,d,e)	(c,d,e)	(f)
(f)	(f)	(f)



State Table and State Diagram of Reduced DFA

Finite automata may have outputs corresponding to each transition. There are two types of finite state machines that generate output:

- Mealy Machine □ Moore machine

Mealy Machine

A Mealy Machine is an FSM whose output depends on the present state as well as the present input.

6. Moore and Mealy Machines

It can be described by a 6 tuple $(Q, \Sigma, O, \delta, X, q_0)$ where – □

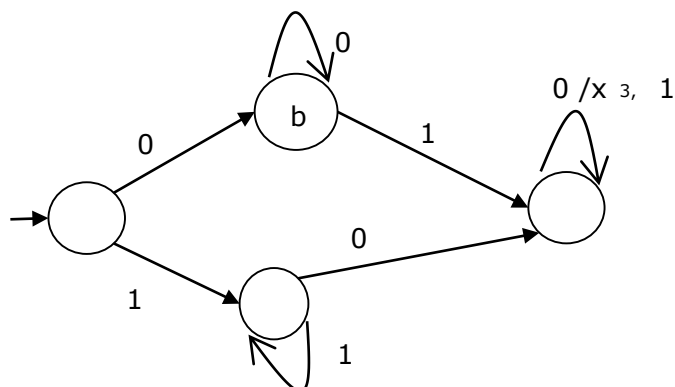
Q is a finite set of states.

- Σ is a finite set of symbols called the input alphabet.
- **O** is a finite set of symbols called the output alphabet.
- δ is the input transition function where $\delta: Q \times \Sigma \rightarrow Q$
- **X** is the output transition function where $X: Q \times \Sigma \rightarrow O$
- **q₀** is the initial state from where any input is processed ($q_0 \in Q$).

The state table of a Mealy Machine is shown below –

Present state	Next state			
	input = 0		input = 1	
	State	Output	State	Output
→ a	b	x_1	c	x_1
b	b	x_2	d	x_3
c	d	x_3	c	x_1
d	d	x_3	d	x_2

The state diagram of the above Mealy Machine is:



Moore Machine

Moore machine is an FSM whose outputs depend on only the present state.

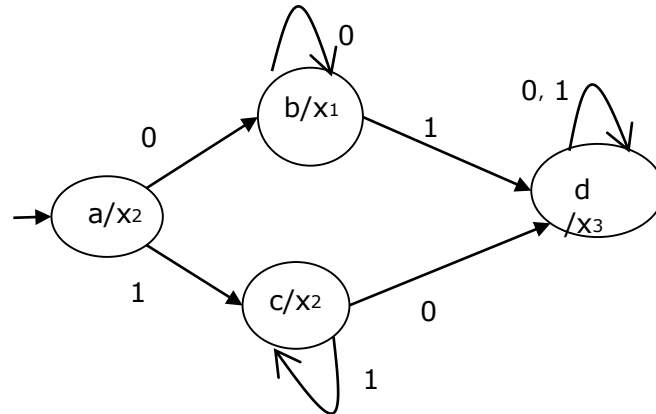
A Moore machine can be described by a 6 tuple $(Q, \Sigma, O, \delta, X, q_0)$ where:

- Q is a finite set of states.
- Σ is a finite set of symbols called the input alphabet.
- O is a finite set of symbols called the output alphabet.
- δ is the input transition function where $\delta: Q \times \Sigma \rightarrow Q$
- X is the output transition function where $X: Q \rightarrow O$
- q_0 is the initial state from where any input is processed ($q_0 \in Q$).

The state table of a Moore Machine is shown below –

Present State	Next State		Output
	Input = 0	Input = 1	
→ a	b	c	x_2
b	b	d	x_1
c	c	d	x_2
d	d	d	x_3

The state diagram of the above Moore Machine is:



Mealy Machine vs. Moore Machine

The following table highlights the points that differentiate a Mealy Machine from a Moore Machine.

Mealy Machine	Moore Machine
Output depends both upon present state and present input.	Output depends only upon the present state.
Generally, it has fewer states than Moore Machine.	Generally, it has more states than Mealy Machine.
Output changes at the clock edges.	Input change can cause change in output change as soon as logic is done.
Mealy machines react faster to inputs	In Moore machines, more logic is needed to decode the outputs since it has more circuit delays.

Moore Machine to Mealy Machine

Algorithm 4

Input: Moore Machine

Output: Mealy Machine

Step 1 Take a blank Mealy Machine transition table format.

Step 2 Copy all the Moore Machine transition states into this table format.

Step 3 Check the present states and their corresponding outputs in the Moore Machine state table; if for a state Q_i output is m , copy it into the output columns of the Mealy Machine state table wherever Q_i appears in the next state.

Example

Let us consider the following Moore machine:

Present State	Next State		Output
	a = 0	a = 1	
□a	d	b	1
b	a	d	0
c	c	c	0
d	b	a	1

State table of a Moore Machine

Now we apply Algorithm 4 to convert it to Mealy Machine.

Step 1 & 2:

Present State	Next State			
	a = 0		a = 1	
	State	Output	State	Output
□a	d		b	
b	a		d	
c	c		c	
d	b		a	

The partial state table after steps 1 and 2

Step 3:

Present State	Next State			
	a = 0		a = 1	
	State	Output	State	Output
=> a	d	1	b	0
b	a	1	d	1
c	c	0	c	0
d	b	0	a	1

State table of an equivalent Mealy Machine

Mealy Machine to Moore Machine

Algorithm 5:

Input: Mealy Machine

Output: Moore Machine

Step 1 Calculate the number of different outputs for each state (Q_i) that are available in the state table of the Mealy machine.

Step 2 If all the outputs of Q_i are same, copy state Q_i . If it has n distinct outputs, break Q_i into n states as Q_{in} where $n = 0, 1, 2, \dots$

Step 3 If the output of the initial state is 1, insert a new initial state at the beginning which gives 0 output.

Example

Let us consider the following Mealy Machine:

Present State	Next State			
	a = 0		a = 1	
	Next State	Output	Next State	Output
a	d	0	b	1
b	a	1	d	0
c	c	1	c	0
d	b	0	a	1

State table of a Mealy Machine

Here, states 'a' and 'd' give only 1 and 0 outputs respectively, so we retain states 'a' and 'd'. But states 'b' and 'c' produce different outputs (1 and 0). So, we divide **b** into **b₀**, **b₁** and **c** into **c₀**, **c₁**.

Present State	Next State		Output
	a = 0	a = 1	
a	d	b ₁	1
b ₀	a	d	0
b ₁	a	d	1
c ₀	c ₁	c ₀	0
c ₁	c ₁	c ₀	1
d	b ₀	a	0

State table of equivalent Moore Machine

Classification of Grammars

In the literary sense of the term, grammars denote syntactical rules for conversation in natural languages. Linguistics have attempted to define grammars since the inception of natural languages like English, Sanskrit, Mandarin, etc.

The theory of formal languages finds its applicability extensively in the fields of Computer Science. **Noam Chomsky** gave a mathematical model of grammar in 1956 which is effective for writing computer languages.

Grammar

A grammar **G** can be formally written as a 4-tuple (N, T, S, P) where

- **N** or V_N is a set of variables or non-terminal symbols
- **T** or Σ is a set of Terminal symbols
- **S** is a special variable called the Start symbol, $S \in N$
- **P** is Production rules for Terminals and Non-terminals. A production rule has the form $\alpha \rightarrow \beta$, where α and β are strings on $V_N \cup \Sigma$ and least one symbol of α belongs to V_N .

Example

Grammar G1:

$(\{S, A, B\}, \{a, b\}, S, \{S \rightarrow AB, A \rightarrow a, B \rightarrow b\})$

Here,

S, A, and B are Non-terminal symbols; **a**

and **b** are Terminal symbols

S is the Start symbol, $S \in N$

Productions, **P : S \rightarrow AB, A \rightarrow a, B \rightarrow b**

Example:

Grammar G2:

$(\{S, A\}, \{a, b\}, S, \{S \rightarrow aAb, aA \rightarrow aaAb, A \rightarrow \epsilon\})$

Here,

S and **A** are Non-terminal symbols. **a**

and **b** are Terminal symbols.

ϵ is an empty string.

S is the Start symbol, $S \in N$

Production **P** : **S** \rightarrow **aAb**, **aA** \rightarrow **aaAb**, **A** \rightarrow ϵ

Derivations from a Grammar

Strings may be derived from other strings using the productions in a grammar. If a grammar **G** has a production $\alpha \rightarrow \beta$, we can say that $x\alpha y$ derives $x\beta y$ in **G**. This derivation is written as:

$$x\alpha y \xRightarrow{G} x\beta y$$

Example

Let us consider the grammar:

$G2 = (\{S, A\}, \{a, b\}, S, \{S \rightarrow aAb, aA \rightarrow aaAb, A \rightarrow \epsilon\})$

Some of the strings that can be derived are:

- $S \rightarrow \underline{a}Ab$ using production $S \rightarrow aAb$
- $\rightarrow aa\underline{A}bb$ using production $aA \rightarrow aaAb$
- $\rightarrow aaa\underline{A}bbb$ using production $aA \rightarrow aaAb$
- $\rightarrow aaabbb$ using production $A \rightarrow \epsilon$

Automata Theory

The set of all strings that can be derived from a grammar is said to be the language generated from that grammar. A language generated by a grammar **G** is a subset formally defined by

$$L(G) = \{ W \mid W \in \Sigma^*, S \Rightarrow_G W \}$$

If $L(\mathbf{G1}) = L(\mathbf{G2})$, the Grammar **G1** is equivalent to the Grammar **G2**.

Example

If there is a grammar

$$G: N = \{S, A, B\} \quad T = \{a, b\} \quad P = \{S \rightarrow AB, A \rightarrow a, B \rightarrow b\}$$

Here **S** produces **AB**, and we can replace **A** by **a**, and **B** by **b**. Here, the only accepted string is **ab**, i.e.,

$$L(G) = \{ab\}$$

Example

Suppose we have the following grammar:

$$G: N = \{S, A, B\} \quad T = \{a, b\} \quad P = \{S \rightarrow AB, A \rightarrow aA \mid a, B \rightarrow bB \mid b\}$$

The language generated by this grammar:

$$\begin{aligned} L(G) &= \{ab, a^2b, ab^2, a^2b^2, \dots\} \\ &= \{ a^m b^n \mid m \geq 0 \text{ and } n \geq 0 \} \end{aligned}$$

Construction of a Grammar Generating a Language

We'll consider some languages and convert it into a grammar G which produces those languages.

Example

Problem Suppose, $L(G) = \{a^m b^n \mid m \geq 0 \text{ and } n > 0\}$. We have to find out the grammar G which produces L(G).

Solution

Since $L(G) = \{a^m b^n \mid m \geq 0 \text{ and } n > 0\}$ the set of strings accepted can be rewritten as:

$$L(G) = \{b, ab, bb, aab, abb, \dots\}$$

Here, the start symbol has to take at least one 'b' preceded by any number of 'a' including null.

To accept the string set $\{b, ab, bb, aab, abb, \dots\}$, we have taken the productions:

$$S \rightarrow aS, S \rightarrow B, B \rightarrow b \text{ and } B \rightarrow bB$$

$$S \rightarrow B \rightarrow b \text{ (Accepted)}$$

$$S \rightarrow B \rightarrow bB \rightarrow bb \text{ (Accepted)}$$

$$S \rightarrow aS \rightarrow aB \rightarrow ab \text{ (Accepted)}$$

$$S \rightarrow aS \rightarrow aaS \rightarrow aaB \rightarrow aab \text{ (Accepted)}$$

$$S \rightarrow aS \rightarrow aB \rightarrow abB \rightarrow abb \text{ (Accepted)}$$

Thus, we can prove every single string in L(G) is accepted by the language generated by the production set.

Hence the grammar:

$$G: (\{S, A, B\}, \{a, b\}, S, \{S \rightarrow aS \mid B, B \rightarrow b \mid bB\})$$

Example

Problem: Suppose, $L(G) = \{a^m b^n \mid m > 0 \text{ and } n \geq 0\}$. We have to find out the grammar G which produces L(G).

Solution:

Since $L(G) = \{a^m b^n \mid m > 0 \text{ and } n \geq 0\}$, the set of strings accepted can be rewritten as:

$$L(G) = \{a, aa, ab, aaa, aab, abb, \dots\}$$

Here, the start symbol has to take at least one 'a' followed by any number of 'b' including null.

To accept the string set $\{a, aa, ab, aaa, aab, abb, \dots\}$, we have taken the productions:

$$S \rightarrow aA, A \rightarrow aA, A \rightarrow B, B \rightarrow bB, B \rightarrow \lambda$$

$$S \rightarrow aA \rightarrow aB \rightarrow a\lambda \rightarrow a \text{ (Accepted)}$$

$$S \rightarrow aA \rightarrow aaA \rightarrow aaB \rightarrow aa\lambda \rightarrow aa \text{ (Accepted)}$$

$$S \rightarrow aA \rightarrow aB \rightarrow abB \rightarrow ab\lambda \rightarrow ab \text{ (Accepted)}$$

$$S \rightarrow aA \rightarrow aaA \rightarrow aaaA \rightarrow aaaB \rightarrow aaa\lambda \rightarrow aaa \text{ (Accepted)}$$

$$S \rightarrow aA \rightarrow aaA \rightarrow aaB \rightarrow aabB \rightarrow aab\lambda \rightarrow aab \text{ (Accepted)}$$

$$S \rightarrow aA \rightarrow aB \rightarrow abB \rightarrow abbB \rightarrow abb\lambda \rightarrow abb \text{ (Accepted)}$$

Thus, we can prove every single string in $L(G)$ is accepted by the language generated by the production set.

Hence the grammar:

$$G: (\{S, A, B\}, \{a, b\}, S, \{S \rightarrow aA, A \rightarrow aA \mid B, B \rightarrow \lambda \mid bB \})$$

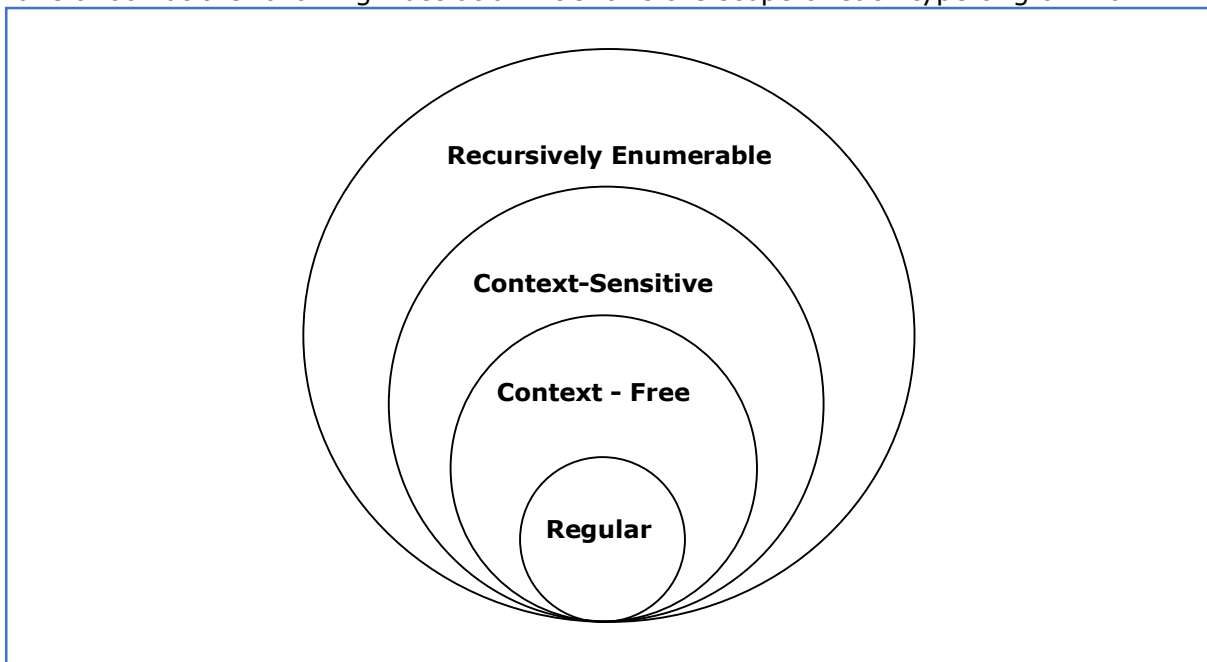
Automata Theory

According to Noam Chomsky, there are four types of grammars: Type 0, Type 1, Type 2, and Type 3. The following table shows how they differ from each other:

Grammar Type	Grammar Accepted	Language Accepted	Automaton
Type 0	Unrestricted grammar	Recursively enumerable language	Turing machine
Type 1	Context-sensitive grammar	Context-sensitive language	Linear-bounded automaton

Type 2	Context-free grammar	Context-free language	Pushdown automaton
Type 3	Regular grammar	Regular language	Finite state automaton

Take a look at the following illustration. It shows the scope of each type of grammar:



Containment of Type 3 \subseteq Type 2 \subseteq Type 1 \subseteq Type 0

Type - 3 Grammar

Type-3 grammars generate regular languages. Type-3 grammars must have a single non-terminal on the left-hand side and a right-hand side consisting of a single terminal or single terminal followed by a single non-terminal. The productions must be in the form **X** \rightarrow **a** or **X** \rightarrow **aY** where **X, Y** \in **N** (Non terminal)

and **a** \in **T** (Terminal)

The rule **S** \rightarrow ϵ is allowed if **S** does not appear on the right side of any rule.

Example

```
X → ε  
X → a | aY  
Y → b
```

Type - 2 Grammar

Type-2 grammars generate context-free languages. The

productions must be in the form $A \rightarrow \gamma$ where $A \in N$ (Non

terminal) and $\gamma \in (T \cup N)^*$ (String of terminals and non-

terminals).

These languages generated by these grammars are recognized by a non-deterministic pushdown automaton.

Example

```
S → X a  
X → a  
X → aX  
X → abc  
X → ε
```

Type - 1 Grammar

Type-1 grammars generate context-sensitive languages. The productions must be in the form

$$\alpha A \beta \rightarrow \alpha \gamma \beta$$

where $A \in \mathbf{N}$ (Non-terminal) and $\alpha, \beta, \gamma \in (\mathbf{T} \cup \mathbf{N})^*$ (Strings of

terminals and non-terminals)

The strings α and β may be empty, but γ must be non-empty.

The rule $S \rightarrow \epsilon$ is allowed if S does not appear on the right side of any rule. The languages generated by these grammars are recognized by a linear bounded automaton.

Example

$AB \rightarrow AbBc$ $A \rightarrow bcA$ $B \rightarrow b$

Type - 0 Grammar

Type-0 grammars generate recursively enumerable languages. The productions have no restrictions. They are any phase structure grammar including all formal grammars.

They generate the languages that are recognized by a Turing machine.

The productions can be in the form of $\alpha \rightarrow \beta$ where α is a string of terminals and nonterminals with at least one non-terminal and α cannot be null. β is a string of terminals and non-terminals.

Example

$S \rightarrow ACaB$ $Bc \rightarrow acB \quad CB \rightarrow DB \quad aD \rightarrow Db$
--

10. Regular Expressions

Regular Grammar

A **Regular Expression** can be recursively defined as follows:

1. ϵ is a Regular Expression indicating the language containing an empty string. ($L(\epsilon) = \{\epsilon\}$)
2. ϕ is a Regular Expression denoting an empty language. ($L(\phi) = \{ \}$)
3. x is a Regular Expression where $L = \{x\}$
4. If X is a Regular Expression denoting the language $L(X)$ and Y is a Regular Expression denoting the language $L(Y)$, then
 - (a) $X + Y$ is a Regular Expression corresponding to the language $L(X) \cup L(Y)$ where $L(X+Y) = L(X) \cup L(Y)$.
 - (b) $X \cdot Y$ is a Regular Expression corresponding to the language $L(X) \cdot L(Y)$ where $L(X \cdot Y) = L(X) \cdot L(Y)$
 - (c) R^* is a Regular Expression corresponding to the language $L(R^*)$ where $L(R^*) = (L(R))^*$
5. If we apply any of the rules several times from 1 to 5, they are Regular Expressions.

Some RE Examples

Regular Expression	Regular Set
$(0+10^*)$	$L = \{ 0, 1, 10, 100, 1000, 10000, \dots \}$
(0^*10^*)	$L = \{1, 01, 10, 010, 0010, \dots\}$
$(0+\epsilon)(1+\epsilon)$	$L = \{\epsilon, 0, 1, 01\}$
$(a+b)^*$	Set of strings of a's and b's of any length including the null string. So $L = \{ \epsilon, a, b, aa, ab, bb, ba, aaa, \dots \}$
$(a+b)^*abb$	Set of strings of a's and b's ending with the string abb. So $L = \{abb, aabb, babb, aaabb, ababb, \dots\}$

$(11)^*$	Set consisting of even number of 1's including empty string, So $L = \{\epsilon, 11, 1111, 111111, \dots\}$
$(aa)^*(bb)^*b$	Set of strings consisting of even number of a's followed by odd number of b's , so $L = \{b, aab, aabbb, aabbbb, aaaab, aaaabbb, \dots\}$
$(aa + ab + ba + bb)^*$	String of a's and b's of even length can be obtained by concatenating any combination of the strings aa, ab, ba and bb including null, so $L = \{aa, ab, ba, bb, aab, aaba, \dots\}$

11. Regular Sets

Any set that represents the value of the Regular Expression is called a **Regular Set**.

Properties of Regular Sets

Property 1. *The union of two regular set is regular.*

Proof:

Let us take two regular expressions

$$RE_1 = a(aa)^* \quad \text{and} \quad RE_2 = (aa)^*$$

So, $L_1 = \{a, aaa, aaaaa, \dots\}$ (Strings of odd length excluding Null)

and $L_2 = \{\epsilon, aa, aaaa, aaaaaa, \dots\}$ (Strings of even length including Null)

$$L_1 \cup L_2 = \{\epsilon, a, aa, aaa, aaaa, aaaaa, aaaaaa, \dots\}$$

(Strings of all possible lengths including Null)

$$RE (L_1 \cup L_2) = a^* \quad (\text{which is a regular expression itself})$$

Hence, proved.

Property 2. *The intersection of two regular set is regular.*

Proof:

Let us take two regular expressions

$$RE_1 = a(a^*) \quad \text{and} \quad RE_2 = (aa)^*$$

So, $L_1 = \{a, aa, aaa, aaaa, \dots\}$ (Strings of all possible lengths excluding Null)

$L_2 = \{\epsilon, aa, aaaa, aaaaaa, \dots\}$ (Strings of even length including Null) $L_1 \cap L_2 =$

$\{aa, aaaa, aaaaaa, \dots\}$ (Strings of even length excluding Null)

$RE (L_1 \cap L_2) = aa(aa)^*$ which is a regular expression itself.

Hence, proved.

Property 3. *The complement of a regular set is regular.*

Proof:

Let us take a regular expression:

$$RE = (aa)^*$$

So, $L = \{\epsilon, aa, aaaa, aaaaaa, \dots\}$ (Strings of even length including Null)

Complement of **L** is all the strings that is not in **L**.

So, $L' = \{a, aaa, aaaaa, \dots\}$ (Strings of odd length excluding Null) RE

$(L') = a(aa)^*$ which is a regular expression itself.

Hence, proved.

Property 4. *The difference of two regular set is regular.*

Proof:

Let us take two regular expressions:

$$RE_1 = a(a^*) \text{ and } RE_2 = (aa)^*$$

So, $L_1 = \{a, aa, aaa, aaaa, \dots\}$ (Strings of all possible lengths excluding Null)

$L_2 = \{\epsilon, aa, aaaa, aaaaaa, \dots\}$ (Strings of even length including Null)

$$L_1 - L_2 = \{a, aaa, aaaaa, aaaaaa, \dots\}$$

(Strings of all odd lengths excluding Null)

RE $(L_1 - L_2) = a(aa)^*$ which is a regular expression.

Hence, proved.

Property 5. *The reversal of a regular set is regular.*

Proof:

We have to prove L^R is also regular if L is a regular set.

Let, $L = \{01, 10, 11, 10\}$

$$RE(L) = 01 + 10 + 11 + 10$$

$$L^R = \{10, 01, 11, 01\}$$

RE $(L^R) = 01 + 10 + 11 + 01$ which is regular

Hence, proved.

Property 6. *The closure of a regular set is regular.*

Proof:

If $L = \{a, aaa, aaaaa, \dots\}$ (Strings of odd length excluding Null)

i.e., $RE(L) = a(aa)^*$

$L^* = \{a, aa, aaa, aaaa, aaaaa, \dots\}$ (Strings of all lengths excluding Null)

$RE(L^*) = a(a)^*$ **Hence,**

proved.

Property 7. *The concatenation of two regular sets is regular.*

Proof:

Let $RE_1 = (0+1)^*0$ and $RE_2 = 01(0+1)^*$

Here, $L_1 = \{0, 00, 10, 000, 010, \dots\}$ (Set of strings ending in 0) and L_2

$= \{01, 010, 011, \dots\}$ (Set of strings beginning with 01) Then,

$L_1 L_2 = \{001, 0010, 0011, 0001, 00010, 00011, 1001, 10010, \dots\}$

Set of strings containing 001 as a substring which can be represented by an RE:

$(0+1)^*001(0+1)^*$ Hence, proved.

Identities Related to Regular Expressions

Given R, P, L, Q as regular expressions, the following identities hold:

1. $\emptyset^* = \epsilon$
2. $\epsilon^* = \epsilon$
3. $RR^* = R^*R$
4. $R^*R^* = R^*$
5. $(R^*)^* = R^*$
6. $RR^* = R^*R$
7. $(PQ)^*P = P(QP)^*$
8. $(a+b)^* = (a^*b^*)^* = (a^*+b^*)^* = (a+b^*)^* = a^*(ba^*)^*$
9. $R + \emptyset = \emptyset + R = R$ (The identity for union)

10. $R\varepsilon = \varepsilon R = R$ (The identity for concatenation)
11. $\emptyset L = L\emptyset = \emptyset$ (The annihilator for concatenation)
12. $R + R = R$ (Idempotent law)
13. $L(M + N) = LM + LN$ (Left distributive law)
14. $(M + N)L = LM + LN$ (Right distributive law)
15. $\varepsilon + RR^* = \varepsilon + R^*R = R^*$

12. Arden's Theorem

In order to find out a regular expression of a Finite Automaton, we use Arden's Theorem along with the properties of regular expressions.

Statement:

Let **P** and **Q** be two regular expressions.

If **P** does not contain null string, then $R = Q + RP$ has a unique solution that is $R = QP^*$

Proof:

$$\begin{aligned} R &= Q + (Q + RP)P \quad [\text{After putting the value } R = Q + RP] \\ &= Q + QP + RPP \end{aligned}$$

When we put the value of **R** recursively again and again, we get the following equation:

$$R = Q + QP + QP^2 + QP^3 \dots$$

$$R = Q (\epsilon + P + P^2 + P^3 + \dots)$$

$$R = QP^* \quad [\text{As } P^* \text{ represents } (\epsilon + P + P^2 + P^3 + \dots)]$$

Hence, proved.

Assumptions for Applying Arden's Theorem:

1. The transition diagram must not have NULL transitions
2. It must have only one initial state

Method

Step 1: Create equations as the following form for all the states of the DFA having **n** states with initial state q_1 .

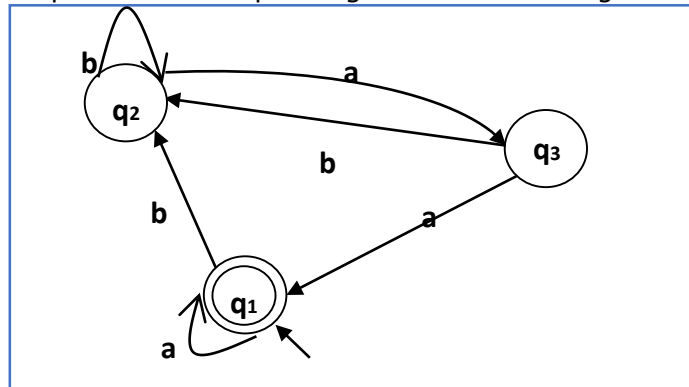
$$\begin{aligned} q_1 &= q_1R_{11} + q_2R_{21} + \dots + q_nR_{n1} + \epsilon \\ q_2 &= q_1R_{12} + q_2R_{22} + \dots + q_nR_{n2} \\ &\dots\dots\dots \\ &\dots\dots\dots \\ &\dots\dots\dots \\ q_n &= q_1R_{1n} + q_2R_{2n} + \dots + q_nR_{nn} \end{aligned}$$

R_{ij} represents the set of labels of edges from q_i to q_j , if no such edge exists, then $R_{ij} = \emptyset$

Step 2: Solve these equations to get the equation for the final state in terms of R_{ij}

Problem

Construct a regular expression corresponding to the automata given below:



Finite automata

Solution

Here the initial state is q_2 and the final state is q_1 .

The equations for the three states q_1 , q_2 , and q_3 are as follows:

$$q_1 = q_1a + q_3a + \epsilon \quad (\epsilon \text{ move is because } q_1 \text{ is the initial state})$$

$$q_2 = q_1b + q_2b + q_3b$$

$$q_3 = q_2a$$

Now, we will solve these three equations:

$$q_2 = q_1b + q_2b + q_3b$$

$$= q_1b + q_2b + (q_2a)b \quad (\text{Substituting value of } q_3)$$

$$= q_1b + q_2(b + ab)$$

$$= q_1b (b + ab)^* \quad (\text{Applying Arden's Theorem})$$

$$q_1 = q_1a + q_3a + \epsilon$$

$$= q_1a + q_2aa + \epsilon \quad (\text{Substituting value of } q_3)$$

$$= q_1a + q_1b(b + ab^*)aa + \epsilon \quad (\text{Substituting value of } q_2)$$

$$= q_1(a + b(b + ab)^*aa) + \epsilon$$

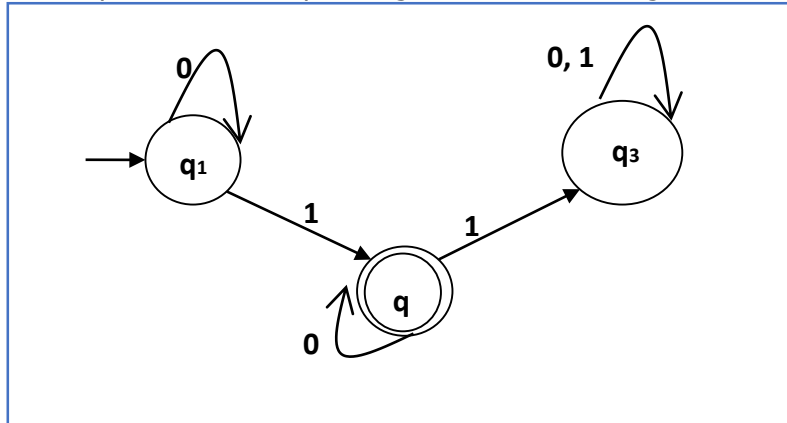
$$= \epsilon (a + b(b + ab)^*aa)^*$$

$$= (a + b(b + ab)^*aa)^*$$

Hence, the regular expression is $(a + b(b + ab)^*aa)^*$.

Problem

Construct a regular expression corresponding to the automata given below:



Finite automata

Solution:

Here the initial state is q_1 and the final state is q_2

Now we write down the equations:

$$q_1 = q_10 + \epsilon q_2 =$$

$$q_11 + q_20 \quad q_3 = q_21$$

$$+ q_30 + q_31$$

Now, we will solve these three equations:

$$q_1 = \epsilon 0^* \quad [As, \epsilon R = R]$$

So, $q_1 = 0^*$

$$q_2 = 0^*1 + q_20$$

So, $q_2 = 0^*1(0)^*$ [By Arden's theorem]

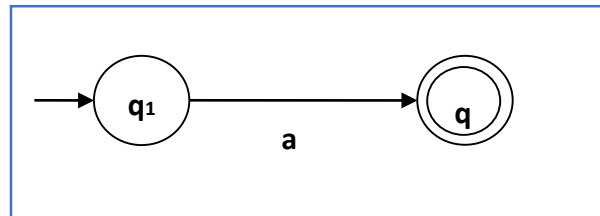
Hence, the regular expression is 0^*10^* .

We can use Thompson's Construction to find out a Finite Automaton from a Regular Expression. We will reduce the regular expression into smallest regular expressions and converting these to NFA and finally to DFA.

13. Construction of a FA from an RE

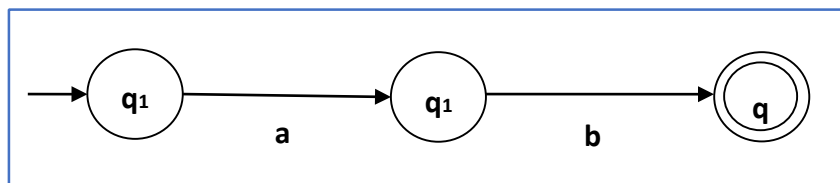
Some basic RA expressions are the following:

Case 1: For a regular expression 'a', we can construct the following FA:



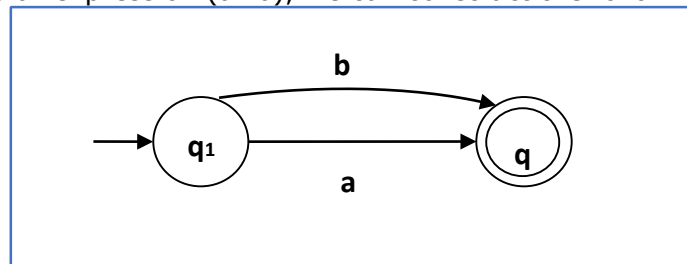
Finite automata for RE = a

Case 2: For a regular expression 'ab', we can construct the following FA:



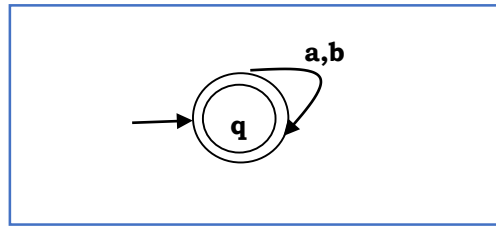
Finite automata for RE = ab

Case 3: For a regular expression (a+b), we can construct the following FA:



Finite automata for RE= (a+b)

Case 4: For a regular expression (a+b)*, we can construct the following FA:



Finite automata for $RE = (a+b)^*$

Method:

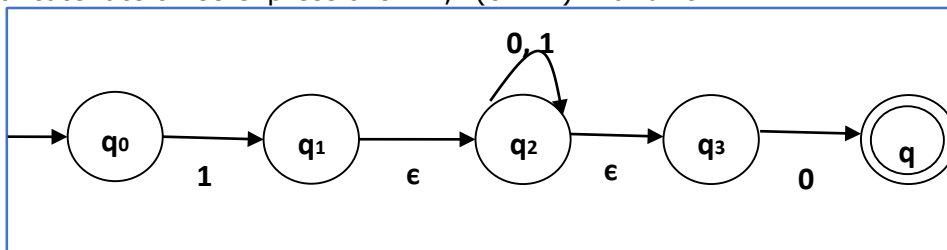
Step 1 Construct an NFA with Null moves from the given regular expression.

Step 2 Remove Null transition from the NFA and convert it into its equivalent DFA.

Problem

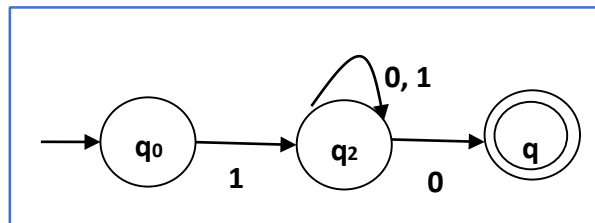
Convert the following RA into its equivalent DFA: $1(0+1)^*0$ **Solution:**

We will concatenate three expressions "1", " $(0+1)^*$ " and "0"



NFA with NULL transition for RA: $1(0+1)^*0$

Now we will remove the ϵ transitions. After we remove the ϵ transitions from the NFA, we get the following:



NFA without NULL transition for RA: $1(0+1)^*0$

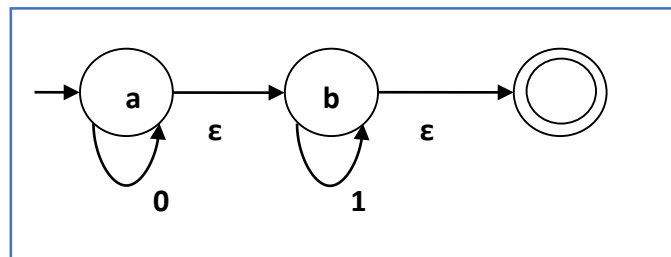
It is an NFA corresponding to the RE: $1(0+1)^*0$. If you want to convert it into a DFA, simply apply the method of converting NFA to DFA discussed in Chapter 1.

Finite Automata with Null Moves (NFA- ϵ)

A Finite Automaton with null moves (FA- ϵ) does transit not only after giving input from the alphabet set but also without any input symbol. This transition without input is called a **null move**.

An NFA- ϵ is represented formally by a 5-tuple $(Q, \Sigma, \delta, q_0, F)$, consisting of

- Q : a finite set of states
- Σ : a finite set of input symbols
- δ : a transition function $\delta : Q \times (\Sigma \cup \{\epsilon\}) \rightarrow 2^Q$
- q_0 : an initial state $q_0 \in Q$
- F : a set of final state/states of Q ($F \subseteq Q$).



Finite automata with Null Moves

The above **(FA- ϵ)** accepts a string set: $\{0, 1, 01\}$

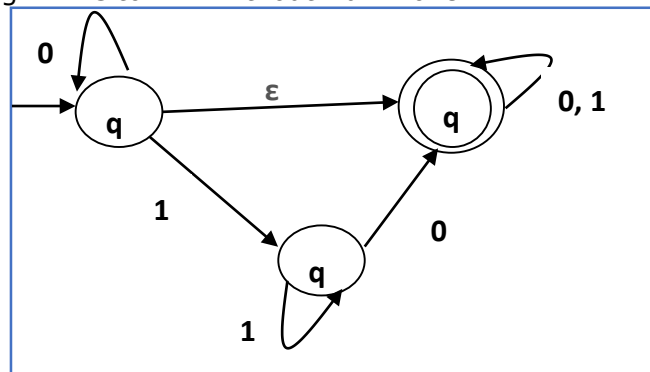
Removal of Null Moves from Finite Automata

If in an NFA, there is ϵ -move between vertex X to vertex Y , we can remove it using the following steps:

1. Find all the outgoing edges from Y .
2. Copy all these edges starting from X without changing the edge labels.
3. If X is an initial state, make Y also an initial state.
4. If Y is a final state, make X also a final state.

Problem

Convert the following NFA- ϵ to NFA without Null move.



Finite automata with Null Moves Solution

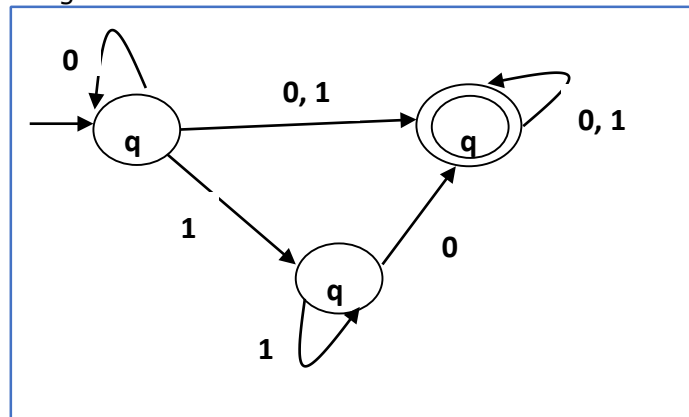
Step 1:

Here the ϵ transition is between q_1 and q_2 , so let q_1 is X and q_f is Y .

Here the outgoing edges from q_f is to q_f for inputs 0 and 1.

Step 2:

Now we will Copy all these edges from q_1 without changing the edges from q_f and get the following FA:

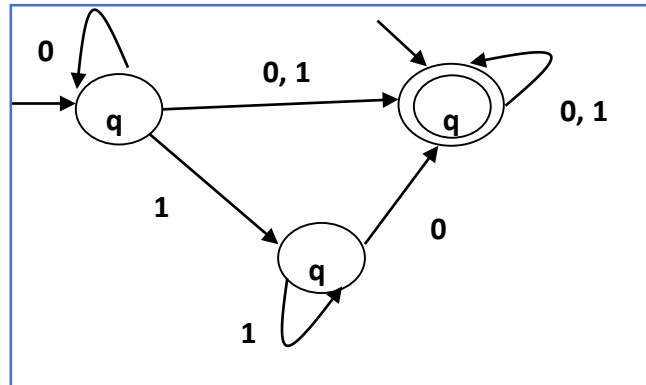


NFA after step 2

Step 3:

Here q_1 is an initial state, so we make q_f also an initial state.

So the FA becomes -

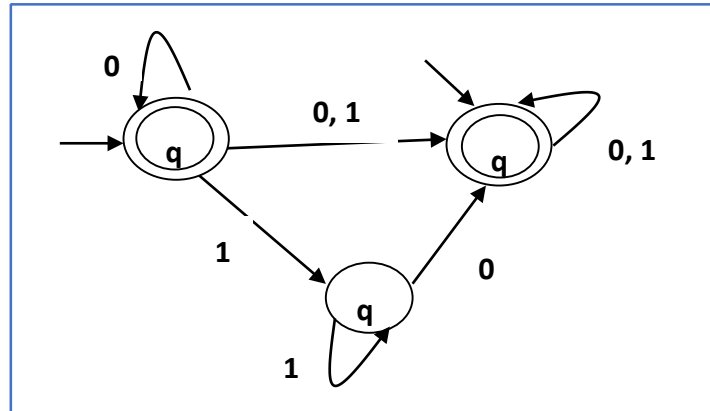


NFA after Step 3

Step 4:

Here q_f is a final state, so we make q_1 also a final state.

So the FA becomes -



Final NFA without NULL moves

14. Pumping Lemma for Regular Languages

Theorem

Let L be a regular language. Then there exists a constant ' c ' such that for every string w in L :

$$|w| \geq c$$

We can break w into three strings, $w = xyz$, such that:

1. $|y| > 0$
2. $|xy| \leq c$
3. For all $k \geq 0$, the string xy^kz is also in L .

Applications of Pumping Lemma

Pumping Lemma is to be applied to show that certain languages are not regular. It should never be used to show a language is regular.

1. If L is regular, it satisfies Pumping Lemma.
2. If L does not satisfy Pumping Lemma, it is non-regular.

Method to prove that a language L is not regular:

1. At first, we have to assume that L is regular.
2. So, the pumping lemma should hold for L .
3. Use the pumping lemma to obtain a contradiction:
 - (a) Select w such that $|w| \geq c$
 - (b) Select y such that $|y| \geq 1$
 - (c) Select x such that $|xy| \leq c$
 - (d) Assign the remaining string to z .
 - (e) Select k such that the resulting string is not in L .

Hence L is not regular.

Problem

Prove that $L = \{a^i b^i \mid i \geq 0\}$ is not regular.

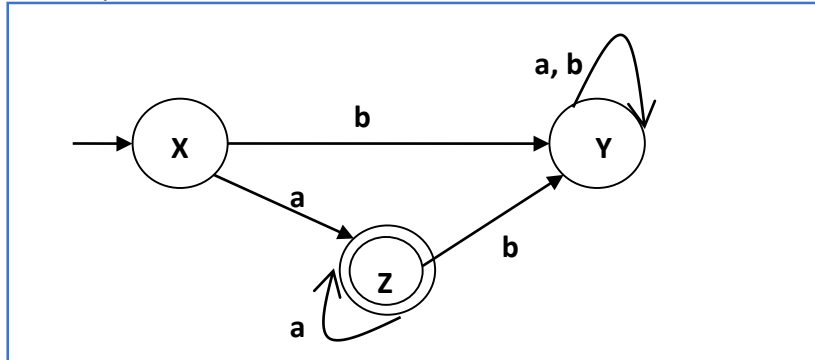
Solution:

1. At first, we assume that L is regular and n is the number of states.
2. Let $w = a^n b^n$. Thus $|w| = 2n \geq n$.
3. By pumping lemma, let $w = xyz$, where $|xy| \leq n$.
4. Let $x = a^p$, $y = a^q$, and $z = a^r b^n$, where $p + q + r = n$, $p \neq 0$, $q \neq 0$, $r \neq 0$. Thus $|y| \neq 0$.
5. Let $k = 2$. Then $xy^2z = a^p a^{2q} a^r b^n$.
6. Number of a 's $= (p + 2q + r) = (p + q + r) + q = n + q$
7. Hence, $xy^2z = a^{n+q} b^n$. Since $q \neq 0$, xy^2z is not of the form $a^n b^n$.
8. Thus, xy^2z is not in L . Hence L is not regular.

15. DFA Complement

If $(Q, \Sigma, \delta, q_0, F)$ be a DFA that accepts a language L , then the complement of the DFA can be obtained by swapping its accepting states with its non-accepting states and vice versa.

We will take an example and elaborate this below:



DFA accepting language L

This DFA accepts the language

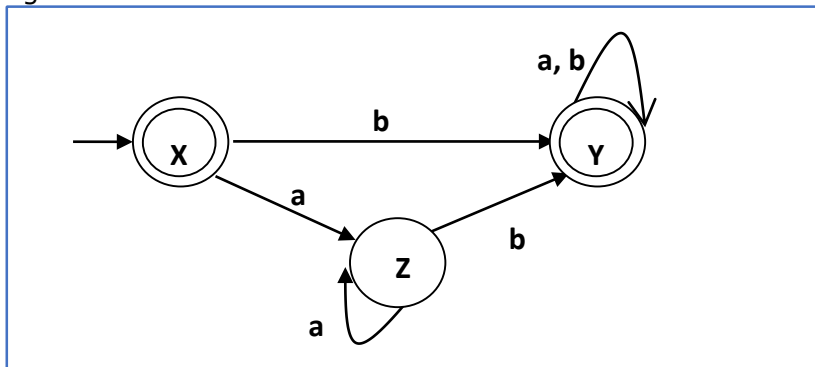
$$L = \{a, aa, aaa, \dots\}$$

over the alphabet

$$\Sigma = \{a, b\}$$

So, RE = a^+ .

Now we will swap its accepting states with its non-accepting states and vice versa and will get the following:



DFA accepting complement of language L

This DFA accepts the language

$L = \{\epsilon, b, ab, bb, ba, \dots\}$ over

the alphabet

$\Sigma = \{a, b\}$

Note: If we want to complement an NFA, we have to first convert it to DFA and then have to swap states as in the previous method.

16. Context-Free Grammar Introduction

Context-Free Grammars

Definition: A context-free grammar (CFG) consisting of a finite set of grammar rules is a quadruple (N, T, P, S) where

- N is a set of non-terminal symbols.
- T is a set of terminals where $N \cap T = \text{NULL}$.
- P is a set of rules, $P: N \rightarrow (N \cup T)^*$, i.e., the left-hand side of the production rule P does not have any right context or left context.
- S is the start symbol.

Example

- The grammar $(\{A\}, \{a, b, c\}, P, A)$, $P: A \rightarrow aA, A \rightarrow abc$.
- The grammar $(\{S, a, b\}, \{a, b\}, P, S)$, $P: S \rightarrow aSa, S \rightarrow bSb, S \rightarrow \epsilon$
- The grammar $(\{S, F\}, \{0, 1\}, P, S)$, $P: S \rightarrow 00S \mid 11F, F \rightarrow 00F \mid \epsilon$

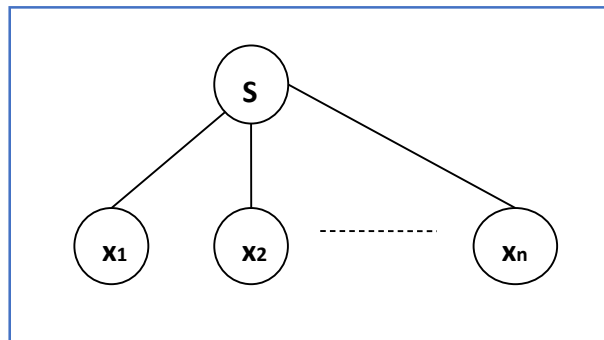
Generation of Derivation Tree

A derivation tree or parse tree is an ordered rooted tree that graphically represents the semantic information a string derived from a context-free grammar.

Representation Technique:

1. **Root vertex:** Must be labeled by the start symbol.
2. **Vertex:** Labeled by a non-terminal symbol.
3. **Leaves:** Labeled by a terminal symbol or ϵ .

If $S \rightarrow x_1x_2 \dots x_n$ is a production rule in a CFG, then the parse tree / derivation tree will be as follows:



There are two different approaches to draw a derivation tree:

1. **Top-down Approach:**

- (a) Starts with the starting symbol **S**
- (b) Goes down to tree leaves using productions

2. **Bottom-up Approach:**

- (a) Starts from tree leaves
- (b) Proceeds upward to the root which is the starting symbol **S**

Derivation or Yield of a Tree

The derivation or the yield of a parse tree is the final string obtained by concatenating the labels of the leaves of the tree from left to right, ignoring the Nulls. However, if all the leaves are Null, derivation is Null.

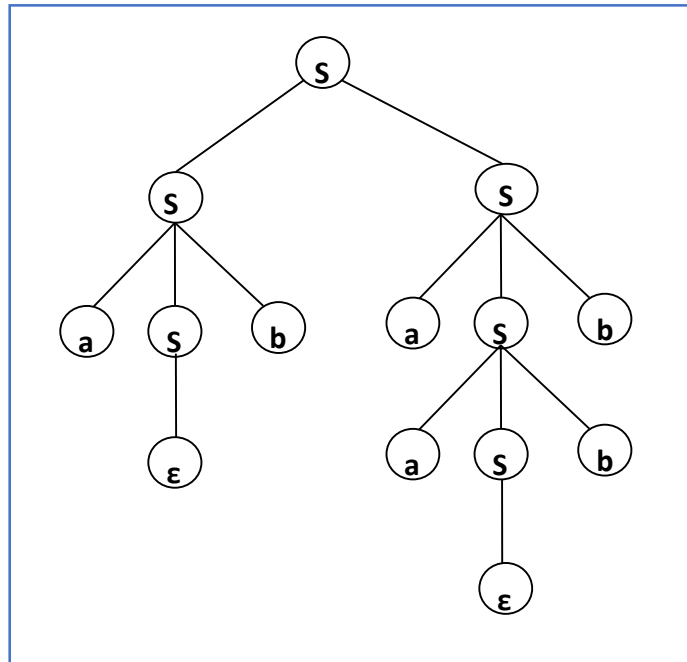
Example

Let a CFG $\{N,T,P,S\}$ be

$$N = \{S\}, T = \{a, b\}, \text{Starting symbol} = S, P = S \rightarrow SS \mid aSb \mid \varepsilon$$

One derivation from the above CFG is "abaabb"

$$S \rightarrow SS \rightarrow aSbS \rightarrow abS \rightarrow abaSb \rightarrow abaaSbb \rightarrow abaabb$$



Sentential Form and Partial Derivation Tree

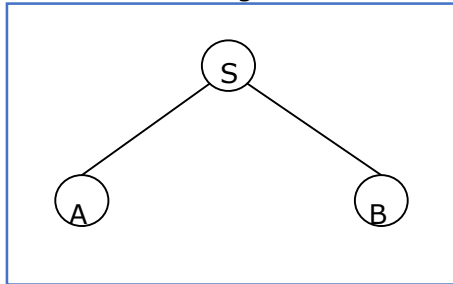
A partial derivation tree is a sub-tree of a derivation tree/parse tree such that either all of its children are in the sub-tree or none of them are in the sub-tree.

Example

If in any CFG the productions are:

$$S \rightarrow AB, \quad A \rightarrow aaA \mid \epsilon, \quad B \rightarrow Bb \mid \epsilon$$

the partial derivation tree can be the following:



If a partial derivation tree contains the root **S**, it is called a **sentential form**. The above sub-tree is also in sentential form.

Leftmost and Rightmost Derivation of a String

- **Leftmost derivation** - A leftmost derivation is obtained by applying production to the leftmost variable in each step.
- **Rightmost derivation** - A rightmost derivation is obtained by applying production to the rightmost variable in each step.

Example

Let any set of production rules in a CFG be

$$X \rightarrow X+X \mid X^*X \mid X \mid a \text{ over}$$

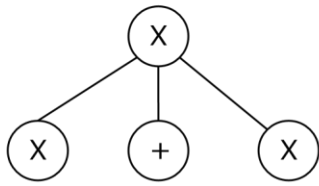
an alphabet $\{a\}$.

The leftmost derivation for the string "**a+a*a**" may be:

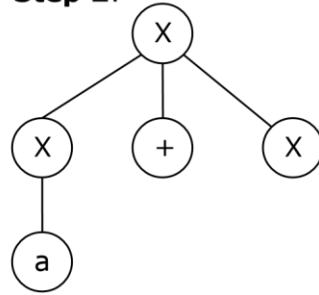
$$X \rightarrow X+X \rightarrow a+X \rightarrow a+ X^*X \rightarrow a+a^*X \rightarrow a+a^*a$$

The stepwise derivation of the above string is shown as below:

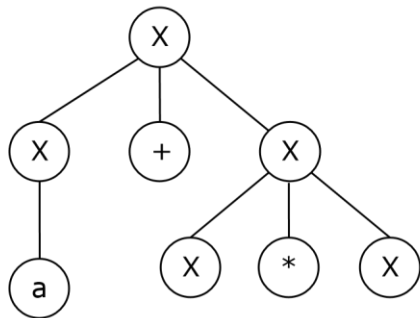
Step 1:



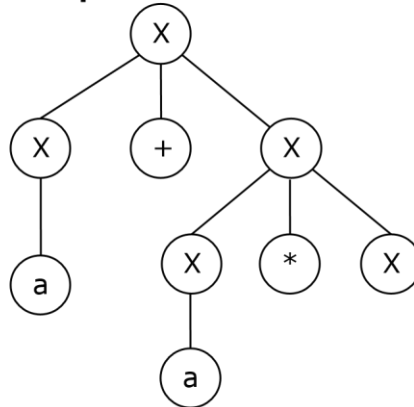
Step 2:



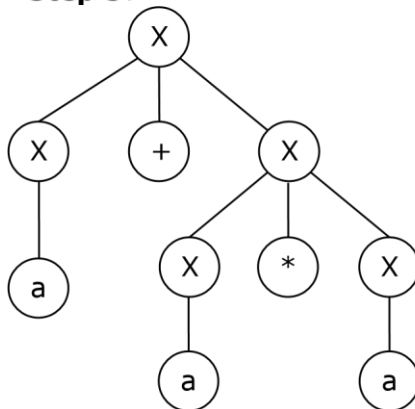
Step 3:



Step 4:



Step 5:

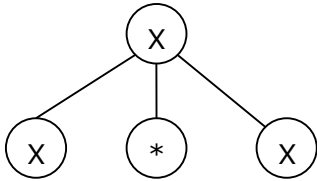


The rightmost derivation for the above string "**a+a*a**" may be:

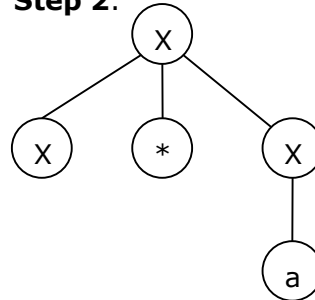
$$X \rightarrow X^*X \rightarrow X^*a \rightarrow X+X^*a \rightarrow X+a^*a \rightarrow a+a^*a$$

The stepwise derivation of the above string is shown as below:

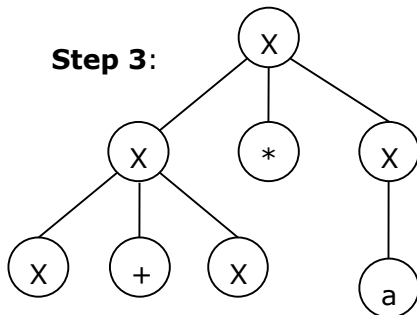
Step 1:



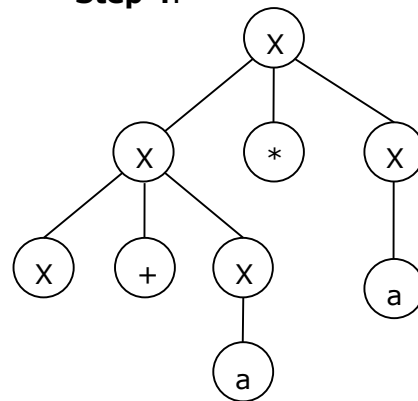
Step 2:



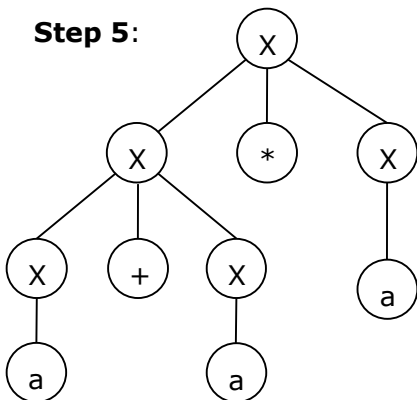
Step 3:



Step 4:



Step 5:



Left and Right Recursive Grammars

In a context-free grammar G , if there is a production in the form $X \rightarrow Xa$ where X is a non-terminal and 'a' is a string of terminals, it is called a **left recursive production**. The grammar having a left recursive production is called a **left recursive grammar**.

And if in a context-free grammar G , if there is a production in the form $X \rightarrow aX$ where X is a non-terminal and 'a' is a string of terminals, it is called a **right recursive**

production. The grammar having a right recursive production is called a **right recursive grammar**.

17. Ambiguity in Context-Free Grammars

If a context free grammar **G** has more than one derivation tree for some string $w \in L(G)$, it is called an **ambiguous grammar**. There exist multiple right-most or left-most derivations for some string generated from that grammar.

Problem

Check whether the grammar **G** with production rules:

$$X \rightarrow X+X \mid X*X \mid X \mid a \text{ is}$$

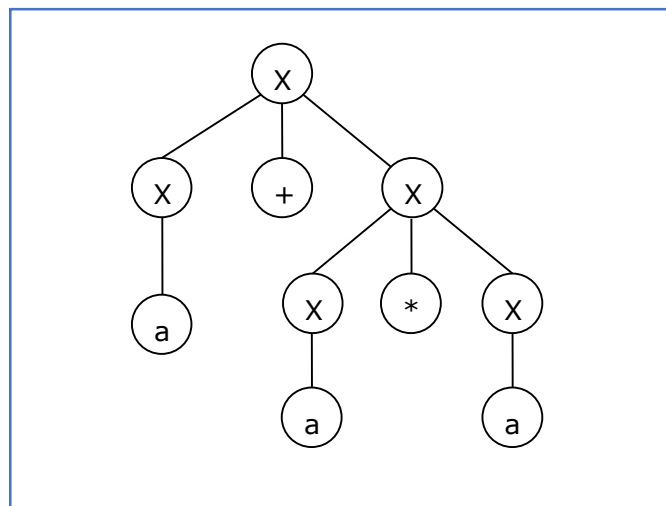
ambiguous or not.

Solution

Let's find out the derivation tree for the string "a+a*a". It has two leftmost derivations.

Derivation 1: $X \rightarrow X+X \rightarrow a +X \rightarrow a+ X*X \rightarrow a+a*X \rightarrow a+a*a$ **Parse tree**

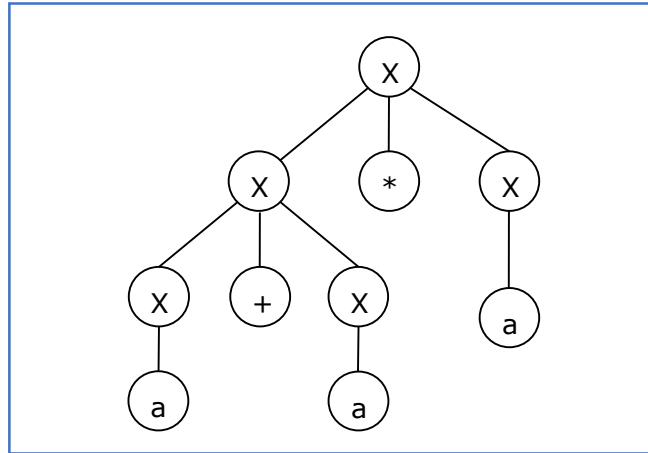
1:



Derivation 2:

$$X \rightarrow X * X \rightarrow X + X * X \rightarrow a + X * X \rightarrow a + a * X \rightarrow a + a * a$$

Parse tree 2:



Since there are two parse trees for a single string "a+a*a", the grammar **G** is ambiguous.

18. CFL Closure Property

Context-free languages are **closed** under:

- Union
- Concatenation
- Kleene Star operation

Union

Let L_1 and L_2 be two context free languages. Then $L_1 \cup L_2$ is also context free.

Example:

Let $L_1 = \{ a^n b^n, n > 0 \}$. Corresponding grammar G_1 will have P: $S_1 \rightarrow aAb | ab$

Let $L_2 = \{ c^m d^m, m \geq 0 \}$. Corresponding grammar G_2 will have P: $S_2 \rightarrow cBb | \epsilon$

Union of L_1 and L_2 , $L = L_1 \cup L_2 = \{ a^n b^n \} \cup \{ c^m d^m \}$

The corresponding grammar G will have the additional production $S \rightarrow S_1 | S_2$

Concatenation

If L_1 and L_2 are context free languages, then $L_1 L_2$ is also context free.

Example:

Union of the languages L_1 and L_2 , $L = L_1 L_2 = \{ a^n b^n c^m d^m \}$

The corresponding grammar G will have the additional production $S \rightarrow S_1 S_2$

Kleene Star

If L is a context free language, then L^* is also context free.

Example:

Let $L = \{ a^n b^n, n \geq 0 \}$. Corresponding grammar G will have P: $S \rightarrow aAb | \epsilon$

Kleene Star $L_1 = \{ a^n b^n \}^*$

The corresponding grammar G_1 will have additional productions $S_1 \rightarrow SS_1 | \epsilon$

Context-free languages are **not closed** under:

- **Intersection** : If L_1 and L_2 are context free languages, then $L_1 \cap L_2$ is not necessarily context free.
- **Intersection with Regular Language** : If L_1 is a regular language and L_2 is a context free language, then $L_1 \cap L_2$ is a context free language.
- **Complement** : If L_1 is a context free language, then L_1' may not be context free.

19. CFG Simplification

In a CFG, it may happen that all the production rules and symbols are not needed for the derivation of strings. Besides, there may be some null productions and unit productions. Elimination of these productions and symbols is called **simplification of CFGs**. Simplification essentially comprises of the following steps:

- Reduction of CFG
- Removal of Unit Productions
- Removal of Null Productions

Reduction of CFG

CFGs are reduced in two phases:

Phase 1: Derivation of an equivalent grammar, G' , from the CFG, G , such that each variable derives some terminal string.

Derivation Procedure:

Step 1: Include all symbols, W_1 , that derive some terminal and initialize $i=1$.

Step 2: Include all symbols, W_{i+1} , that derive W_i .

Step 3: Increment i and repeat Step 2, until $W_{i+1} = W_i$.

Step 4: Include all production rules that have W_i in it.

Phase 2: Derivation of an equivalent grammar, G'' , from the CFG, G' , such that each symbol appears in a sentential form.

Derivation Procedure:

Step 1: Include the start symbol in Y_1 and initialize $i = 1$.

Step 2: Include all symbols, Y_{i+1} , that can be derived from Y_i and include all production rules that have been applied.

Step 3: Increment i and repeat Step 2, until $Y_{i+1} = Y_i$.

Problem

Find a reduced grammar equivalent to the grammar **G**, having production rules, P: $S \rightarrow AC \mid B$, $A \rightarrow a$, $C \rightarrow c \mid BC$, $E \rightarrow aA \mid e$

Solution**Phase 1:**

$$T = \{ a, c, e \}$$

$$W_1 = \{ A, C, E \} \text{ from rules } A \rightarrow a, C \rightarrow c \text{ and } E \rightarrow aA$$

$$W_2 = \{ A, C, E \} \cup \{ S \} \text{ from rule } S \rightarrow AC$$

$$W_3 = \{ A, C, E, S \} \cup \emptyset$$

Since $W_2 = W_3$, we can derive G' as:

$$G' = \{ \{ A, C, E, S \}, \{ a, c, e \}, P, \{ S \} \} \text{ where}$$

$$P: S \rightarrow AC, A \rightarrow a, C \rightarrow c, E \rightarrow aA \mid e$$

Phase 2:

$$Y_1 = \{ S \}$$

$$Y_2 = \{ S, A, C \} \text{ from rule } S \rightarrow AC$$

$$Y_3 = \{ S, A, C, a, c \} \text{ from rules } A \rightarrow a \text{ and } C \rightarrow c$$

$$Y_4 = \{ S, A, C, a, c \}$$

Since $Y_3 = Y_4$, we can derive G'' as:

$$G'' = \{ \{ A, C, S \}, \{ a, c \}, P, \{ S \} \} \text{ where}$$

$$P: S \rightarrow AC, A \rightarrow a, C \rightarrow c$$

Removal of Unit productions

Any production rule in the form $A \rightarrow B$ where $A, B \in \text{Non-terminal}$ is called **unit production**.

Removal Procedure:

Step 1: To remove $A \rightarrow B$, add production $A \rightarrow x$ to the grammar rule whenever $B \rightarrow x$ occurs in the grammar. [$x \in \text{Terminal}$, x can be Null]

Step 2: Delete $A \rightarrow B$ from the grammar.

Step 3: Repeat from step 1 until all unit productions are removed.

Problem

Remove unit production from the following:

$$S \rightarrow XY, X \rightarrow a, Y \rightarrow Z \mid b, Z \rightarrow M, M \rightarrow N, N \rightarrow a$$
Solution:

There are 3 unit productions in the grammar:

$$Y \rightarrow Z, \quad Z \rightarrow M, \quad \text{and} \quad M \rightarrow N$$
At first, we will remove $M \rightarrow N$.

As $N \rightarrow a$, we add $M \rightarrow a$, and $M \rightarrow N$ is removed.

The production set becomes

$$S \rightarrow XY, X \rightarrow a, Y \rightarrow Z \mid b, Z \rightarrow M, M \rightarrow a, N \rightarrow a$$
Now we will remove $Z \rightarrow M$.

As $M \rightarrow a$, we add $Z \rightarrow a$, and $Z \rightarrow M$ is removed.

The production set becomes

$$S \rightarrow XY, X \rightarrow a, Y \rightarrow Z \mid b, Z \rightarrow a, M \rightarrow a, N \rightarrow a$$
Now we will remove $Y \rightarrow Z$.

As $Z \rightarrow a$, we add $Y \rightarrow a$, and $Y \rightarrow Z$ is removed.

The production set becomes

$$S \rightarrow XY, X \rightarrow a, Y \rightarrow a \mid b, Z \rightarrow a, M \rightarrow a, N \rightarrow a$$

Now $Z,$

$M,$ and N are unreachable, hence we can remove those.

The final CFG is unit production free:

$$S \rightarrow XY, \quad X \rightarrow a, \quad Y \rightarrow a \mid b$$

Removal of Null Productions

In a CFG, a non-terminal symbol '**A**' is a nullable variable if there is a production $\mathbf{A} \rightarrow \epsilon$ or there is a derivation that starts at **A** and finally ends up with ϵ : $\mathbf{A} \rightarrow \dots \rightarrow \epsilon$

Removal Procedure:

Step1 Find out nullable non-terminal variables which derive ϵ .

Step2 For each production $\mathbf{A} \rightarrow \mathbf{a}$, construct all productions $\mathbf{A} \rightarrow \mathbf{x}$ where **x** is obtained from '**a**' by removing one or multiple non-terminals from Step 1.

Step3 Combine the original productions with the result of step 2 and remove ϵ productions.

Problem

Remove null production from the following:

$S \rightarrow ASA \mid aB \mid b, A \rightarrow B, B \rightarrow b \mid \epsilon$

Solution:

There are two nullable variables: **A** and **B**

At first, we will remove $B \rightarrow \epsilon$.

After removing $B \rightarrow \epsilon$, the production set becomes:

$S \rightarrow ASA \mid aB \mid b \mid a, A \rightarrow B \mid b \mid \epsilon, B \rightarrow b$

Now we will remove $A \rightarrow \epsilon$.

After removing $A \rightarrow \epsilon$, the production set becomes:

$S \rightarrow ASA \mid aB \mid b \mid a \mid SA \mid AS \mid S, A \rightarrow B \mid b, B \rightarrow b$

This is the final production set without null transition.

A CFG is in Chomsky Normal Form if the Productions are in the following forms:

- $A \rightarrow a$
- $A \rightarrow BC$
- $S \rightarrow \epsilon$ where A, B, and C are non-terminals and **a** is terminal.

20. Chomsky Normal Form

Algorithm to Convert into Chomsky Normal Form:

- Step 1* If the start symbol **S** occurs on some right side, create a new start symbol **S'** and a new production **S' → S**.
- Step 2* Remove Null productions. (Using the Null production removal algorithm discussed earlier)
- Step 3* Remove unit productions. (Using the Unit production removal algorithm discussed earlier)
- Step 4* Replace each production **A → B₁...B_n** where **n > 2** with **A → B₁C** where **C → B₂...B_n**. Repeat this step for all productions having two or more symbols in the right side.
- Step 5* If the right side of any production is in the form **A → aB** where **a** is a terminal and **A, B** are non-terminal, then the production is replaced by **A → XB** and **X → a**. Repeat this step for every production which is in the form **A → aB**.

Problem:

Convert the following CFG into CNF

$$S \rightarrow ASA \mid aB, \quad A \rightarrow B \mid S, \quad B \rightarrow b \mid \epsilon$$

Solution:

- (1) Since **S** appears in R.H.S, we add a new state **S₀** and **S₀ → S** is added to the production set and it becomes:

$$S_0 \rightarrow S, \quad S \rightarrow ASA \mid aB, \quad A \rightarrow B \mid S, \quad B \rightarrow b \mid \epsilon$$

- (2) Now we will remove the null productions:

$$B \rightarrow \epsilon \quad \text{and} \quad A \rightarrow \epsilon$$

After removing $B \rightarrow \epsilon$, the production set becomes:

$$S_0 \rightarrow S, \quad S \rightarrow ASA \mid aB \mid a, \quad A \rightarrow B \mid S \mid \epsilon, \quad B \rightarrow b$$

After removing $A \rightarrow \epsilon$, the production set becomes:

$$S_0 \rightarrow S, \quad S \rightarrow ASA \mid aB \mid a \mid AS \mid SA \mid S, \quad A \rightarrow B \mid S, \quad B \rightarrow b$$

- (3) Now we will remove the unit productions.

After removing $S \rightarrow S$, the production set becomes:

$$S_0 \rightarrow S, \quad S \rightarrow ASA \mid aB \mid a \mid AS \mid SA, \quad A \rightarrow B \mid S, \quad B \rightarrow b$$

After removing $S_0 \rightarrow S$, the production set becomes:

$$S_0 \rightarrow ASA \mid aB \mid a \mid AS \mid SA, \quad S \rightarrow ASA \mid aB \mid a \mid AS \mid SA$$

$$A \rightarrow B \mid S, \quad B \rightarrow b$$

After removing $A \rightarrow B$, the production set becomes:

$$S_0 \rightarrow ASA \mid aB \mid a \mid AS \mid SA, \quad S \rightarrow ASA \mid aB \mid a \mid AS \mid SA$$

$$A \rightarrow S \mid b$$

$$B \rightarrow b$$

After removing $A \rightarrow S$, the production set becomes:

$$S_0 \rightarrow ASA \mid aB \mid a \mid AS \mid SA, \quad S \rightarrow ASA \mid aB \mid a \mid AS \mid SA$$

$$A \rightarrow b \mid ASA \mid aB \mid a \mid AS \mid SA, \quad B \rightarrow b$$

(4) Now we will find out more than two variables in the R.H.S

Here, $S_0 \rightarrow ASA$, $S \rightarrow ASA$, $A \rightarrow ASA$ violates two Non-terminals in R.H.S.

Hence we will apply step 4 and step 5 to get the following final production set which is in CNF:

$$S_0 \rightarrow AX \mid aB \mid a \mid AS \mid SA$$

$$S \rightarrow AX \mid aB \mid a \mid AS \mid SA$$

$$A \rightarrow b \mid AX \mid aB \mid a \mid AS \mid SA$$

$$B \rightarrow b$$

$$X \rightarrow SA$$

(5) We have to change the productions $S_0 \rightarrow aB$, $S \rightarrow aB$, $A \rightarrow aB$

And the final production set becomes:

$$S_0 \rightarrow AX \mid YB \mid a \mid AS \mid SA$$
$$S \rightarrow AX \mid YB \mid a \mid AS \mid SA$$
$$A \rightarrow b \mid AX \mid YB \mid a \mid AS \mid SA$$
$$B \rightarrow b$$
$$X \rightarrow SA$$
$$Y \rightarrow a$$

A CFG is in Greibach Normal Form if the Productions are in the following forms:

$$A \rightarrow b$$

$$A \rightarrow bD_1 \dots D_n$$

$$S \rightarrow \epsilon \text{ where } A, D_1, \dots, D_n \text{ are non-terminals and } \mathbf{b}$$

is a terminal.

Algorithm to Convert a CFG into Greibach Normal Form:

Step 1 If the start symbol **S** occurs on some right side, create a new start symbol **S'** and a new production **S' → S**.

Step 2 Remove Null productions. (Using the Null production removal algorithm discussed earlier)

Step 3 Remove unit productions. (Using the Unit production removal algorithm discussed earlier)

Step 4 Remove all direct and indirect left-recursion.

Step 5 Do proper substitutions of productions to convert it into the proper form of GNf.

Problem:

Convert the following CFG into CNF

$$S \rightarrow XY \mid X_n \mid p$$

$$X \rightarrow mX \mid m$$

$$Y \rightarrow X_n \mid o$$

Solution:

Here, **S** does not appear on the right side of any production and there are no unit or null productions in the production rule set. So, we can skip Step 1 to Step 3.

Step 4:

Now after replacing

$$X \text{ in } S \rightarrow XY \mid Xo \mid p$$

with $mX \mid m$

we obtain

$$S \rightarrow mXY \mid mY \mid mXo \mid mo \mid p.$$

And after replacing

$$X \text{ in } Y \rightarrow Xn \mid o \text{ with}$$

the right side of

$$X \rightarrow mX \mid m \text{ we}$$

obtain

$$Y \rightarrow mXn \mid mn \mid o.$$

Two new productions $O \rightarrow o$ and $P \rightarrow p$ are added to the production set and then we came to the final GNF as the following:

$$S \rightarrow mXY \mid mY \mid mXC \mid mC \mid p$$

$$X \rightarrow mX \mid m$$

$$Y \rightarrow mXD \mid mD \mid o$$

$$O \rightarrow o$$

$$P \rightarrow p$$

Lemma:

If L is a context-free language, there is a pumping length p such that any string $w \in L$ of length $\geq p$ can be written as $w = uvxyz$, where $vy \neq \epsilon$, $|vxy| \leq p$, and for all $i \geq 0$, $uv^ixy^iz \in L$.

Applications of Pumping Lemma

Pumping lemma is used to check whether a grammar is context free or not. Let us take an example and show how it is checked.

Problem:

Find out whether the language $L = \{x^n y^n z^n \mid n \geq 1\}$ is context free or not.

Solution:

Let L is context free. Then, L must satisfy pumping lemma.

At first, choose a number n of the pumping lemma. Then, take z as $0^n 1^n 2^n$.

Break z into $uvwxy$, where

$$|vwx| \leq n \text{ and } vx \neq \epsilon.$$

Hence vwx cannot involve both 0s and 2s, since the last 0 and the first 2 are at least $(n+1)$ positions apart. There are two cases:

Case 1: vwx has no 2s. Then vx has only 0s and 1s. Then $uvw^i xy^i z$, which would have to be in L , has n 2s, but fewer than n 0s or 1s.

Case 2: vwx has no 0s.

Here contradiction occurs.

Hence, L is not a context-free language.

Pushdown Automata

Basic Structure of PDA

A pushdown automaton is a way to implement a context-free grammar in a similar way we design DFA for a regular grammar. A DFA can remember a finite amount of information, but a PDA can remember an infinite amount of information.

Basically a pushdown automaton is:

"Finite state machine" + "a stack"

A pushdown automaton has three components:

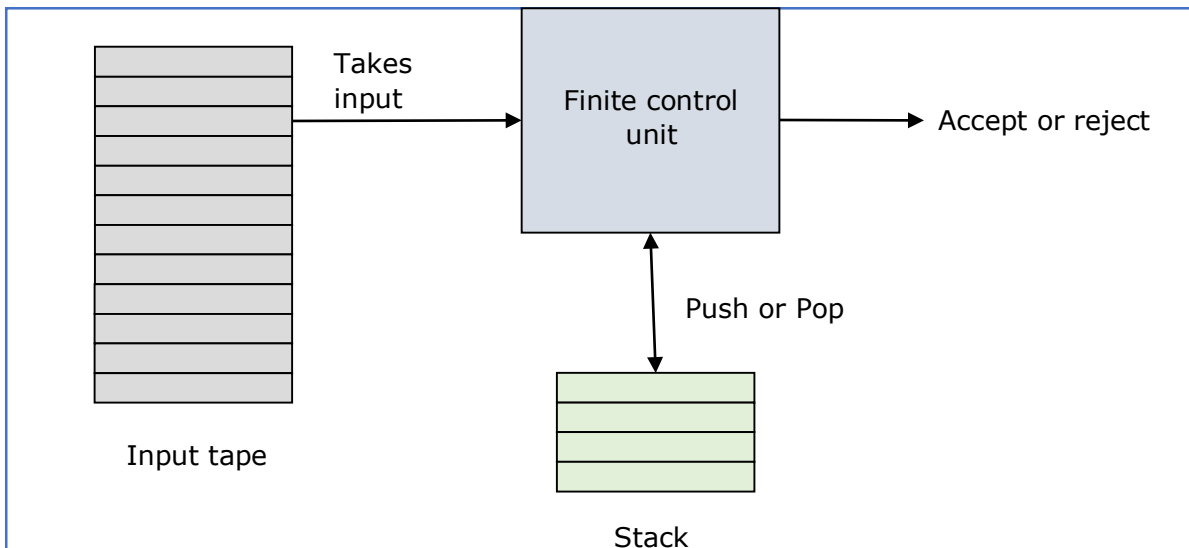
- an input tape,
- a control unit, and
- a stack with infinite size.

The stack head scans the top symbol of the stack.

A stack does two operations:

- **Push**: a new symbol is added at the top.
- **Pop**: the top symbol is read and removed.

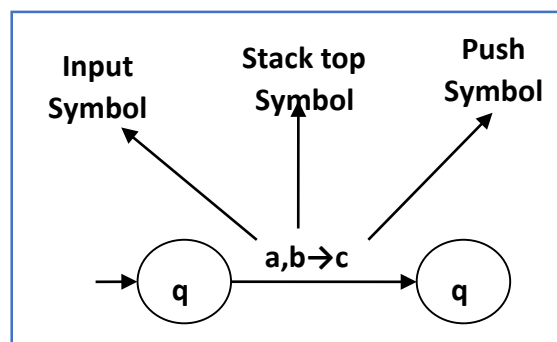
A PDA may or may not read an input symbol, but it has to read the top of the stack in every transition.



A PDA can be formally described as a 7-tuple $(Q, \Sigma, S, \delta, q_0, I, F)$:

- **Q** is the finite number of states
- **Σ** is input alphabet
- **S** is stack symbols
- **δ** is the transition function: $Q \times (\Sigma \cup \{\epsilon\}) \times S \times Q \times S^*$
- **q_0** is the initial state ($q_0 \in Q$)
- **I** is the initial stack top symbol ($I \in S$)
- **F** is a set of accepting states ($F \in Q$)

The following diagram shows a transition in a PDA from a state q_1 to state q_2 , labeled as $a, b \rightarrow c$:



This means at state q_1 , if we encounter an input string 'a' and top symbol of the stack is 'b', then we pop 'b', push 'c' on top of the stack and move to state q_2 .

Terminologies Related to PDA

Instantaneous Description

The instantaneous description (ID) of a PDA is represented by a triplet (q, w, s) where

- q is the state
- w is unconsumed input
- s is the stack contents

Turnstile Notation

The "turnstile" notation is used for connecting pairs of ID's that represent one or many moves of a PDA. The process of transition is denoted by the turnstile symbol " \vdash ".

Consider a PDA $(Q, \Sigma, S, \delta, q_0, I, F)$. A transition can be mathematically represented by the following turnstile notation:

$$(p, aw, T\beta) \vdash (q, w, \alpha b)$$

This implies that while taking a transition from state p to state q , the input symbol 'a' is consumed, and the top of the stack 'T' is replaced by a new string ' α '.

Note: If we want zero or more moves of a PDA, we have to use the symbol (\vdash^*) for it.

There are two different ways to define PDA acceptability.

Final State Acceptability

In final state acceptability, a PDA accepts a string when, after reading the entire string, the PDA is in a final state. From the starting state, we can make moves that end up in a final state with any stack values. The stack values are irrelevant as long as we end up in a final state.

For a PDA $(Q, \Sigma, S, \delta, q_0, I, F)$, the language accepted by the set of final states **F** is:

$$L(\text{PDA}) = \{w \mid (q_0, w, I) \vdash^* (q, \varepsilon, x), q \in F\} \text{ for}$$

any input stack string **x**.

Empty Stack Acceptability

Here a PDA accepts a string when, after reading the entire string, the PDA has emptied its stack.

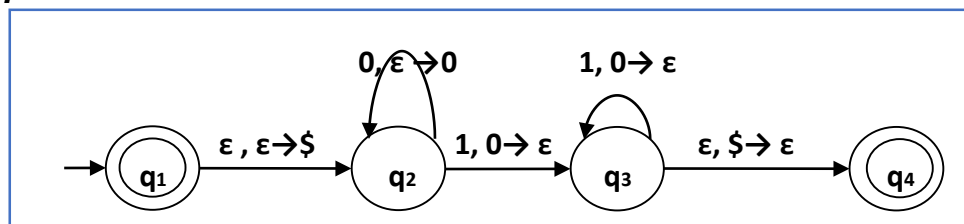
For a PDA $(Q, \Sigma, S, \delta, q_0, I, F)$, the language accepted by the empty stack is:

$$L(\text{PDA}) = \{w \mid (q_0, w, I) \vdash^* (q, \varepsilon, \varepsilon), q \in Q\}$$

Example

Construct a PDA that accepts $L = \{0^n 1^n \mid n \geq 0\}$

Solution



PDA for $L = \{0^n 1^n \mid n \geq 0\}$

This language accepts $L = \{\varepsilon, 01, 0011, 000111, \dots\}$

Here, in this example, the number of 'a' and 'b' have to be same.

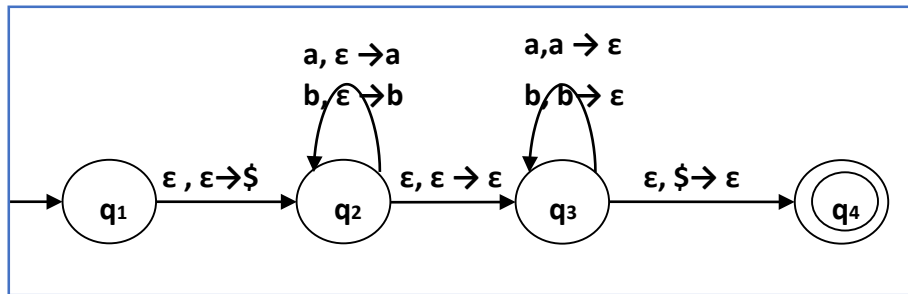
- Initially we put a special symbol '\$' into the empty stack.
- Then at state q_2 , if we encounter input 0 and top is Null, we push 0 into stack. This may iterate. And if we encounter input 1 and top is 0, we pop this 0.

- Then at state q_3 , if we encounter input 1 and top is 0, we pop this 0. This may also iterate. And if we encounter input 1 and top is 0, we pop the top element.
- If the special symbol '\$' is encountered at top of the stack, it is popped out and it finally goes to the accepting state q_4 .

Example

Construct a PDA that accepts $L = \{ ww^R \mid w = (a+b)^* \}$

Solution



PDA for $L = \{ ww^R \mid w = (a+b)^* \}$

Initially we put a special symbol '\$' into the empty stack. At state q_2 , the w is being read. In state q_3 , each 0 or 1 is popped when it matches the input. If any other input is given, the PDA will go to a dead state. When we reach that special symbol '\$', we go to the accepting state q_4 .

If a grammar \mathbf{G} is context-free, we can build an equivalent nondeterministic PDA which accepts the language that is produced by the context-free grammar \mathbf{G} . A parser can be built for the grammar \mathbf{G} .

Also, if \mathbf{P} is a pushdown automaton, an equivalent context-free grammar \mathbf{G} can be constructed where

$$\mathbf{L(G)} = \mathbf{L(P)}$$

In the next two topics, we will discuss how to convert from PDA to CFG and vice versa.

Algorithm to find PDA corresponding to a given CFG

Input: A CFG, $G = (V, T, P, S)$

Output: Equivalent PDA, $P = (Q, \Sigma, S, \delta, q_0, I, F)$

Step 1 Convert the productions of the CFG into GNF.

Step 2 The PDA will have only one state $\{q\}$.

Step 3 The start symbol of CFG will be the start symbol in the PDA.

Step 4 All non-terminals of the CFG will be the stack symbols of the PDA and all the terminals of the CFG will be the input symbols of the PDA.

Step 5 For each production in the form $A \rightarrow aX$ where \mathbf{a} is terminal and $\mathbf{A, X}$ are combination of terminal and non-terminals, make a transition $\delta(q, \mathbf{a}, \mathbf{A})$.

Problem

Construct a PDA from the following CFG.

$$\mathbf{G} = (\{\mathbf{S, X}\}, \{\mathbf{a, b}\}, \mathbf{P, S}) \text{ where}$$

the productions are:

$$\mathbf{S} \rightarrow \mathbf{XS} \mid \square, \mathbf{A} \rightarrow \mathbf{aXb} \mid \mathbf{Ab} \mid \mathbf{ab}$$

Solution

Let the equivalent PDA,

$$P = (\{q\}, \{a, b\}, \{a, b, X, S\}, \delta, q, S) \text{ where}$$

δ :

$$\delta(q, \square, S) = \{(q, XS), (q, \square)\}$$

$$\delta(q, \square, X) = \{(q, aXb), (q, Xb), (q, ab)\}$$

$$\delta(q, a, a) = \{(q, \square)\}$$

$$\delta(q, 1, 1) = \{(q, \square)\}$$

Algorithm to find CFG corresponding to a given PDA

Input: A CFG, $G = (V, T, P, S)$

Output: Equivalent PDA, $P = (Q, \Sigma, S, \delta, q_0, I, F)$ such that the non-terminals of the grammar G will be $\{X_{wx} \mid w, x \in Q\}$ and the start state will be $A_{q_0, F}$.

Step 1 For every $w, x, y, z \in Q, m \in S$ and $a, b \in \Sigma$, if $\delta(w, a, \square)$ contains (y, m) and $\delta(z, b, m)$ contains (x, \square) , add the production rule $X_{wx} \rightarrow a X_{yz} b$ in grammar G .

Step 2 For every $w, x, y, z \in Q$, add the production rule $X_{wx} \rightarrow X_{wy} X_{yx}$ in grammar G .

Step 3 For $w \in Q$, add the production rule $X_{ww} \rightarrow \square$ in grammar G .

Parsing is used to derive a string using the production rules of a grammar. It is used to check the acceptability of a string. Compiler is used to check whether or not a string is syntactically correct. A parser takes the inputs and builds a parse tree.

A parser can be of two types:

- **Top-Down Parser:** Top-down parsing starts from the top with the start-symbol and derives a string using a parse tree.
- **Bottom-Up Parser:** Bottom-up parsing starts from the bottom with the string and comes to the start symbol using a parse tree.

Design of Top-Down Parser

For top-down parsing, a PDA has the following four types of transitions:

- Pop the non-terminal on the left hand side of the production at the top of the stack and push its right-hand side string.
- If the top symbol of the stack matches with the input symbol being read, pop it.
- Push the start symbol 'S' into the stack.
- If the input string is fully read and the stack is empty, go to the final state 'F'.

Example

Design a top-down parser for the expression "x+y*z" for the grammar G with the following production rules:

$$P: S \rightarrow S+X \mid X, \quad X \rightarrow X*Y \mid Y, \quad Y \rightarrow (S) \mid id$$

Solution

If the PDA is $(Q, \Sigma, S, \delta, q_0, I, F)$, then the top-down parsing is:

$$\begin{aligned} (x+y*z, I) &\vdash (x+y*z, SI) \vdash (x+y*z, S+XI) \vdash (x+y*z, X+XI) \\ &\vdash (x+y*z, Y+X I) \vdash (x+y*z, x+XI) \vdash (+y*z, +XI) \vdash (y*z, XI) \\ &\vdash (y*z, X*YI) \vdash (y*z, y*YI) \vdash (*z, *YI) \vdash (z, YI) \vdash (z, zI) \vdash (\epsilon, I) \end{aligned}$$

Design of a Bottom-Up Parser

For bottom-up parsing, a PDA has the following four types of transitions:

- Push the current input symbol into the stack.
- Replace the right-hand side of a production at the top of the stack with its left-hand side.
- If the top of the stack element matches with the current input symbol, pop it.
- If the input string is fully read and only if the start symbol 'S' remains in the stack, pop it and go to the final state 'F'.

Example

Design a top-down parser for the expression "x+y*z" for the grammar G with the following production rules:

$$P: S \rightarrow S+X \mid X, \quad X \rightarrow X*Y \mid Y, \quad Y \rightarrow (S) \mid id$$

Solution

If the PDA is $(Q, \Sigma, S, \delta, q_0, I, F)$, then the bottom-up parsing is:

$$\begin{aligned} & (x+y*z, I) \vdash (+y*z, xI) \vdash (+y*z, YI) \vdash (+y*z, XI) \vdash (+y*z, SI) \\ & \vdash (y*z, +SI) \vdash (*z, y+SI) \vdash (*z, Y+SI) \vdash (*z, X+SI) \vdash (z, *X+SI) \vdash \\ & (\epsilon, z*X+SI) \vdash (\epsilon, Y*X+SI) \vdash (\epsilon, X+SI) \vdash (\epsilon, SI) \end{aligned}$$

Turing Machine

A Turing Machine is an accepting device which accepts the languages (recursively enumerable set) generated by type 0 grammars. It was invented in 1936 by Alan Turing.

Definition

A Turing Machine (TM) is a mathematical model which consists of an infinite length tape divided into cells on which input is given. It consists of a head which reads the input tape. A state register stores the state of the Turing machine. After reading an input symbol, it is replaced with another symbol, its internal state is changed, and it moves from one cell to the right or left. If the TM reaches the final state, the input string is accepted, otherwise rejected.

A TM can be formally described as a 7-tuple $(Q, X, \Sigma, \delta, q_0, B, F)$ where:

- **Q** is a finite set of states
- **X** is the tape alphabet
- **Σ** is the input alphabet
- **δ** is a transition function; $\delta : Q \times X \rightarrow Q \times X \times \{\text{Left_shift}, \text{Right_shift}\}$.
- **q_0** is the initial state
- **B** is the blank symbol
- **F** is the set of final states

Comparison with the previous automaton:

The following table shows a comparison of how a Turing machine differs from Finite Automaton and Pushdown Automaton.

Machine	Stack Data Structure	Deterministic?
---------	----------------------	----------------

Finite Automaton	N.A	Yes
Pushdown Automaton	Last In First Out(LIFO)	No
Turing Machine	Infinite tape	Yes

Example of Turing machine:

Turing machine $M = (Q, X, \Sigma, \delta, q_0, B, F)$ with

- $Q = \{q_0, q_1, q_2, q_f\}$
- $X = \{a, b\}$
- $\Sigma = \{1\}$
- $q_0 = \{q_0\}$
- $B = \text{blank symbol}$
- $F = \{q_f\}$ δ is given by:

Tape alphabet symbol	Present State 'q ₀ '	Present State 'q ₁ '	Present State 'q ₂ '
a	1Rq ₁	1Lq ₀	1Lq _f
b	1Lq ₂	1Rq ₁	1Rq _f

Here the transition 1Rq₁ implies that the write symbol is 1, the tape moves right, and the next state is q₁. Similarly, the transition 1Lq₂ implies that the write symbol is 1, the tape moves left, and the next state is q₂.

Time and Space Complexity of a Turing Machine

For a Turing machine, the time complexity refers to the measure of the number of times the tape moves when the machine is initialized for some input symbols and the space complexity is the number of cells of the tape written.

Time complexity all reasonable functions:

$$\mathbf{T(n) = O(n \log n)}$$

TM's space complexity:

$$\mathbf{S(n) = O(n)}$$

Automata Theory

A TM accepts a language if it enters into a final state for any input string w . A language is recursively enumerable (generated by Type-0 grammar) if it is accepted by a Turing machine.

A TM decides a language if it accepts it and enters into a rejecting state for any input not in the language. A language is recursive if it is decided by a Turing machine.

There may be some cases where a TM does not stop. Such TM accepts the language, but it does not decide it.

Designing a Turing Machine

The basic guidelines of designing a Turing machine have been explained below with the help of a couple of examples.

Example 1

Design a TM to recognize all strings consisting of an odd number of α 's.

Solution

The Turing machine M can be constructed by the following moves:

- Let q_1 be the initial state.
- If M is in q_1 ; on scanning α , it enters the state q_2 and writes B (blank).
- If M is in q_2 ; on scanning α , it enters the state q_1 and writes B (blank).
- From the above moves, we can see that M enters the state q_1 if it scans an even number of α 's, and it enters the state q_2 if it scans an odd number of α 's. Hence q_2 is the only accepting state.

Hence,

$M = \{\{q_1, q_2\}, \{1\}, \{1, B\}, \delta, q_1, B, \{q_2\}\}$ where δ is given by:

Tape alphabet symbol	Present State ' q_1 '	Present State ' q_2 '
0	BR q_2	BR q_1

Example 2

Design a Turing Machine that reads a string representing a binary number and erases all leading 0's in the string. However, if the string comprises of only 0's, it keeps one 0.

Solution

Let us assume that the input string is terminated by a blank symbol, B, at each end of the string.

The Turing Machine, M, can be constructed by the following moves:

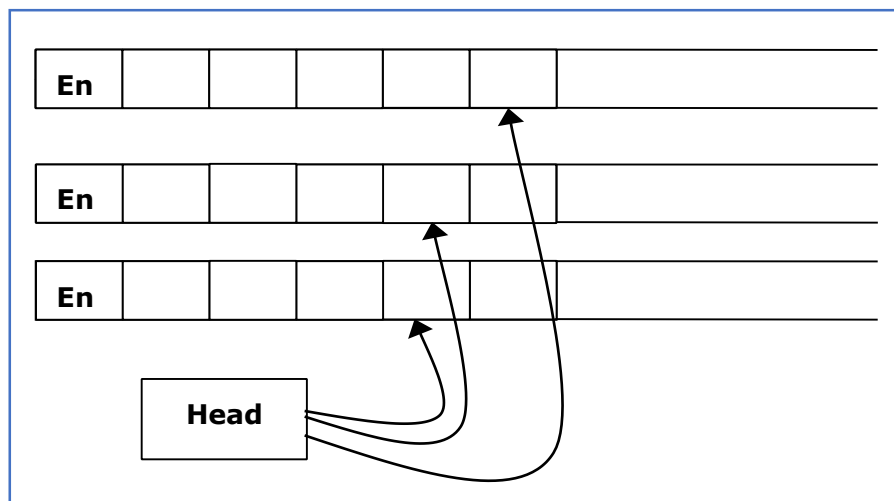
- Let q_0 be the initial state.
- If M is in q_0 , on reading 0, it moves right, enters the state q_1 and erases 0. On reading 1, it enters the state q_2 and moves right.
- If M is in q_1 , on reading 0, it moves right and erases 0, i.e., it replaces 0's by B's. On reaching the leftmost 1, it enters q_2 and moves right. If it reaches B, i.e., the string comprises of only 0's, it moves left and enters the state q_3 .
- If M is in q_2 , on reading either 0 or 1, it moves right. On reaching B, it moves left and enters the state q_4 . This validates that the string comprises only of 0's and 1's.
- If M is in q_3 , it replaces B by 0, moves left and reaches the final state q_f .
- If M is in q_4 , on reading either 0 or 1, it moves left. On reaching the beginning of the string, i.e., when it reads B, it reaches the final state q_f .

Hence,

$M = \{\{q_0, q_1, q_2, q_3, q_4, q_f\}, \{0, 1, B\}, \{1, B\}, \delta, q_0, B, \{q_f\}\}$ where δ is given by:

Tape alphabet symbol	Present State 'q ₀ '	Present State 'q ₁ '	Present State 'q ₂ '	Present State 'q ₃ '	Present State 'q ₄ '
0	BRq ₁	BRq ₁	ORq ₂	-	OLq ₄
1	1Rq ₂	1Rq ₂	1Rq ₂	-	1Lq ₄
B	BRq ₁	BLq ₃	BLq ₄	OLq _f	BRq _f

Multi-tape Turing Machines have multiple tapes where each tape is accessed with a separate head. Each head can move independently of the other heads. Initially the input is on tape 1 and others are blank. At first, the first tape is occupied by the input and the other tapes are kept blank. Next, the machine reads consecutive symbols under its heads and the TM prints a symbol on each tape and moves its heads.



A Multi-tape Turing machine can be formally described as a 6-tuple $(Q, X, B, \delta, q_0, F)$ where:

- Q is a finite set of states

- **X** is the tape alphabet
- **B** is the blank symbol
- **δ** is a relation on states and symbols where

$$\delta: Q \times X^k \rightarrow Q \times (X \times \{\text{Left_shift}, \text{Right_shift}, \text{No_shift}\})^k$$

where there is **k** number of tapes

- **q₀** is the initial state
- **F** is the set of final states

Note: Every Multi-tape Turing machine has an equivalent single-tape Turing machine.

Multi-track Turing machines, a specific type of Multi-tape Turing machine, contain multiple tracks but just one tape head reads and writes on all tracks. Here, a single tape head reads n symbols from n tracks at one step. It accepts recursively enumerable languages like a normal single-track single-tape Turing Machine accepts.

A Multi-track Turing machine can be formally described as a 6-tuple $(Q, X, \Sigma, \delta, q_0, F)$ where:

- Q is a finite set of states
- X is the tape alphabet
- Σ is the input alphabet
- δ is a relation on states and symbols where

$$\delta(Q_i, [a_1, a_2, a_3, \dots]) = (Q_j, [b_1, b_2, b_3, \dots], \text{Left_shift or Right_shift})$$

- q_0 is the initial state
- F is the set of final states

Note: For every single-track Turing Machine S , there is an equivalent multi-track Turing Machine M such that $L(S) = L(M)$.

In a Non-Deterministic Turing Machine, for every state and symbol, there are a group of actions the TM can have. So, here the transitions are not deterministic. The computation of a non-deterministic Turing Machine is a tree of configurations that can be reached from the start configuration.

An input is accepted if there is at least one node of the tree which is an accept configuration, otherwise it is not accepted. If all branches of the computational tree halt on all inputs, the non-deterministic Turing Machine is called a **Decider** and if for some input, all branches are rejected, the input is also rejected.

A non-deterministic Turing machine can be formally defined as a 6-tuple $(Q, X, \Sigma, \delta, q_0, B, F)$ where:

- **Q** is a finite set of states
- **X** is the tape alphabet
- **Σ** is the input alphabet
- **δ** is a transition function;

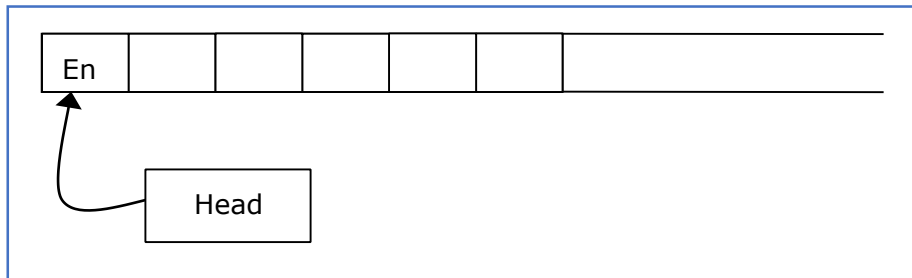
$$\delta : Q \times X \rightarrow P(Q \times X \times \{\text{Left_shift}, \text{Right_shift}\}).$$

- **q_0** is the initial state
- **B** is the blank symbol

- **F** is the set of final states

Automata Theory

A Turing Machine with a semi-infinite tape has a left end but no right end. The left end is limited with an end marker.



It is a two-track tape:

1. **Upper track:** It represents the cells to the right of the initial head position.
2. **Lower track:** It represents the cells to the left of the initial head position in reverse order.

The infinite length input string is initially written on the tape in contiguous tape cells.

The machine starts from the initial state q_0 and the head scans from the left end marker 'End'. In each step, it reads the symbol on the tape under its head. It writes a new symbol

on that tape cell and then it moves the head either into left or right one tape cell. A transition function determines the actions to be taken.

It has two special states called **accept state** and **reject state**. If at any point of time it enters into the accepted state, the input is accepted and if it enters into the reject state, the input is rejected by the TM. In some cases, it continues to run infinitely without being accepted or rejected for some certain input symbols.

Note: Turing machines with semi-infinite tape are equivalent to standard Turing machines.

A linear bounded automaton is a multi-track non-deterministic Turing machine with a tape of some bounded finite length.

Length = function (Length of the initial input string, constant c)


Here,

Memory information $\leq c \times$ Input information

The computation is restricted to the constant bounded area. The input alphabet contains two special symbols which serve as left end markers and right end markers which mean the transitions neither move to the left of the left end marker nor to the right of the right end marker of the tape.

A linear bounded automaton can be defined as an 8-tuple $(Q, X, \Sigma, q_0, M_L, M_R, \delta, F)$ where:

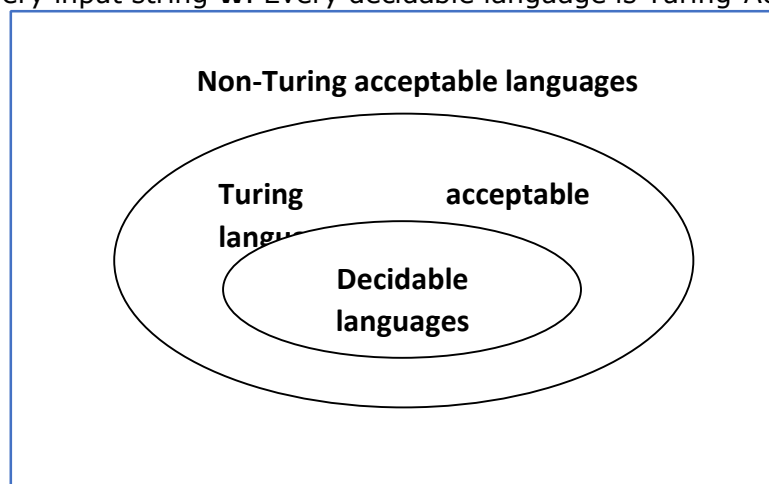
- **Q** is a finite set of states
- **X** is the tape alphabet
- **Σ** is the input alphabet
- **q_0** is the initial state
- **M_L** is the left end marker
- **M_R** is the right end marker where $M_R \neq M_L$
- **δ** is a transition function which maps each pair (state, tape symbol) to (state, tape symbol, Constant '**c**') where **c** can be 0 or +1 or -1
- **F** is the set of final states



A deterministic linear bounded automaton is always **context-sensitive** and the linear bounded automaton with empty language is **undecidable**.

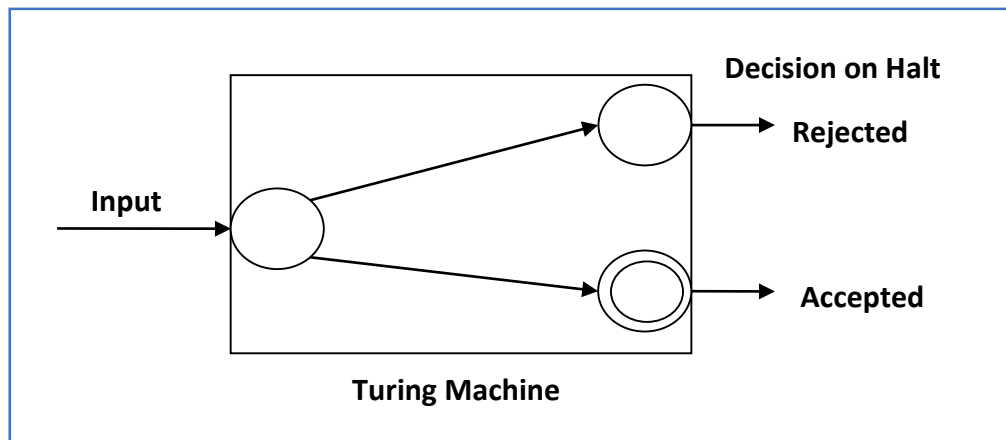
Decidability

A language is called **Decidable** or **Recursive** if there is a Turing machine which accepts and halts on every input string w . Every decidable language is Turing-Acceptable.



A decision problem P is decidable if the language L of all yes instances to P is decidable.

For a decidable language, for each input string, the TM halts either at the accept or the reject state as depicted in the following diagram:



Example 1

Find out whether the following problem is decidable or not:

Is a number 'm' prime?

Solution

Prime numbers = {2, 3, 5, 7, 11, 13,}

Divide the number 'm' by all the numbers between '2' and ' \sqrt{m} ' starting from '2'.

If any of these numbers produce a remainder zero, then it goes to the "Rejected state", otherwise it goes to the "Accepted state". So, here the answer could be made by 'Yes' or 'No'.

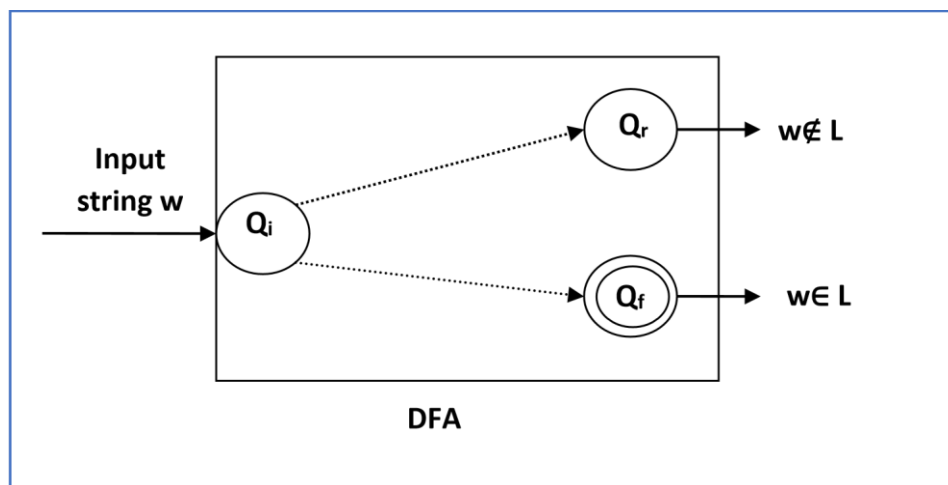
Hence, it is a decidable problem.

Example 2

Given a regular language **L** and string **w**, how can we check if $w \in L$?

Solution

Take the DFA that accepts **L** and check if **w** is accepted



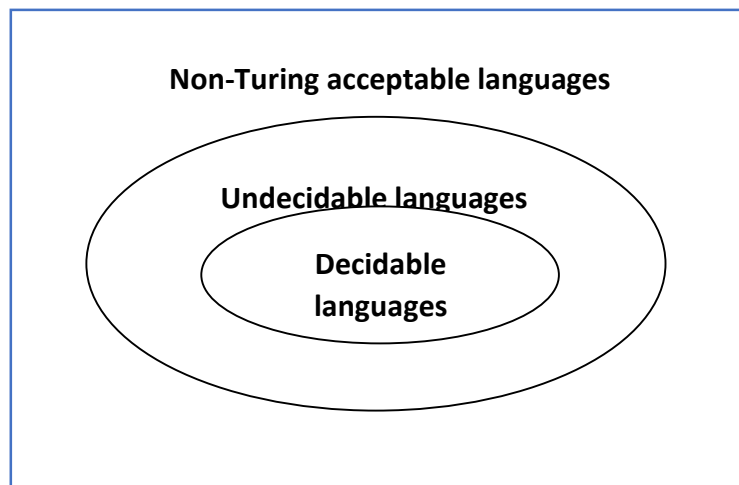
Some more decidable problems are:

1. Does DFA accept the empty language?
2. Is $L_1 \cap L_2 = \emptyset$ for regular sets?

Note:

1. If a language L is decidable, then its complement L' is also decidable.
2. If a language is decidable, then there is an enumerator for it.

For an undecidable language, there is no Turing Machine which accepts the language and makes a decision for every input string w (TM can make decision for some input string though). A decision problem P is called "undecidable" if the language L of all yes instances to P is not decidable. Undecidable languages are not recursive languages, but sometimes, they may be recursively enumerable languages.

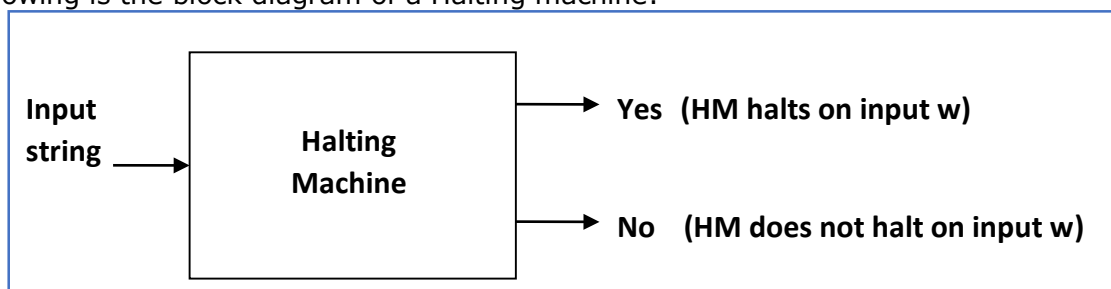
**Example:**

- The halting problem of Turing machine
- The mortality problem
- The mortal matrix problem
- The Post correspondence problem, etc.

Input: A Turing machine and an input string w .

Problem: Does the Turing machine finish computing of the string w in a finite number of steps? The answer must be either yes or no.

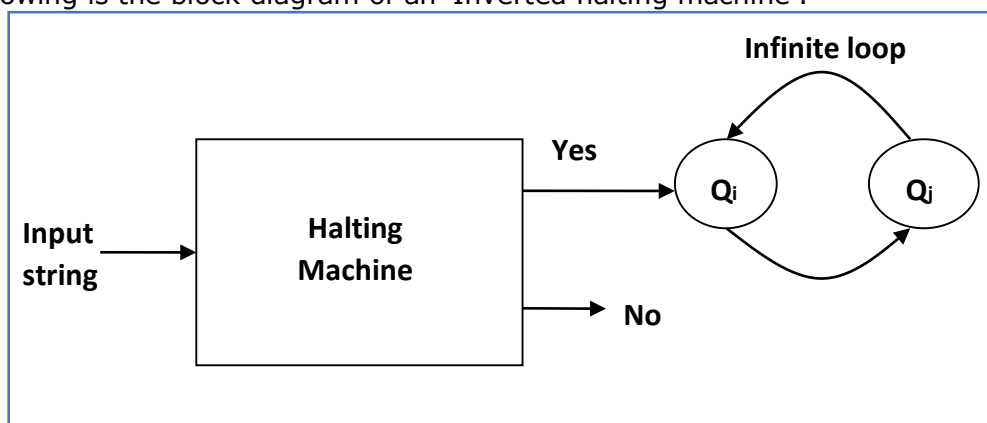
Proof: At first, we will assume that such a Turing machine exists to solve this problem and then we will show it is contradicting itself. We will call this Turing machine as a **Halting machine** that produces a 'yes' or 'no' in a finite amount of time. If the halting machine finishes in a finite amount of time, the output comes as 'yes', otherwise as 'no'. The following is the block diagram of a Halting machine:



Now we will design an **inverted halting machine (HM)'** as:

- If **H** returns YES, then loop forever.
- If **H** returns NO, then halt.

The following is the block diagram of an 'Inverted halting machine':



Further, a machine $(HM)_2$ which input itself is constructed as follows:

- If $(HM)_2$ halts on input, loop forever.
- Else, halt.

Here, we have got a contradiction. Hence, the halting problem is **undecidable**.

Theorem:

$L = \{ \langle M \rangle \mid L(M) \in P \}$ is undecidable when **p**, a non-trivial property of the Turing machine, is undecidable.

If the following two properties hold, it is proved as undecidable:

Property 1: If **M1** and **M2** recognize the same language, then either
 $\langle M1 \rangle \langle M2 \rangle \in L$ or $\langle M1 \rangle \langle M2 \rangle \notin L$ **Property**

2: For some **M1** and **M2** such that $\langle M1 \rangle \in L$ and $\langle M2 \rangle \notin L$

Proof:

Let there are two Turing machines **X₁** and **X₂**.

Let us assume $\langle X_1 \rangle \in L$ such that

$$L(X_1) = \emptyset \quad \text{and} \quad \langle X_2 \rangle \notin L.$$

For an input 'w' in a particular instant, perform the following steps:

1. If **X** accepts **w**, then simulate **X₂** on **x**.
2. Run **Z** on input $\langle W \rangle$.
3. If **Z** accepts $\langle W \rangle$, Reject it; and if **Z** rejects $\langle W \rangle$, accept it.

If **X** accepts **w**, then

$$L(W) = L(X_2) \quad \text{and} \quad \langle W \rangle \notin P$$

If **M** does not accept **w**, then

$$L(W) = L(X_1) = \emptyset \quad \text{and} \quad \langle W \rangle \in P$$

Here the contradiction arises. Hence, it is undecidable.

The Post Correspondence Problem (PCP), introduced by Emil Post in 1946, is an undecidable decision problem. The PCP problem over an alphabet Σ is stated as follows:

Given the following two lists, **M** and **N** of non-empty strings over Σ : M

$$M = (x_1, x_2, x_3, \dots, x_n)$$

$$N = (y_1, y_2, y_3, \dots, y_n)$$

We can say that there is a Post Correspondence Solution, if for some i_1, i_2, \dots, i_k , where $1 \leq i_j \leq n$, the condition $x_{i_1} \dots x_{i_k} = y_{i_1} \dots y_{i_k}$ satisfies.

Example 1

Find whether the lists

$$M = (\text{abb}, \text{aa}, \text{aaa}) \quad \text{and} \quad N = (\text{bba}, \text{aaa}, \text{aa})$$

have a Post Correspondence Solution?

Solution

	x₁	x₂	x₃
M	Abb	aa	aaa
N	Bba	aaa	aa

Here,

$$x_2 x_1 x_3 = \text{'aaabbaaa'}$$

and $y_2 y_1 y_3 = \text{'aaabbaaa'}$

We can see that

$$x_2 x_1 x_3 = y_2 y_1 y_3$$

Hence, the solution is **$i=2$** , **$j =1$** , and **$k=3$** .

Example 2

Find whether the lists **M** = (**ab**, **bab**, **bbaaa**) and **N** = (**a**, **ba**, **bab**) have a Post Correspondence Solution?

Solution

	x₁	x₂	x₃
M	ab	bab	bbaaa
N	a	ba	bab

In this case, there is no solution because:

$$|x_2 x_1 x_3| \neq |y_2 y_1 y_3| \quad (\text{Lengths are not same})$$

Hence, it can be said that this Post Correspondence Problem is **undecidable**.